


WOODS & FINISHES:

Natural Maple

Standard



Natural Clear – M-NA

Maple Finishes


The following stains are available, add 10% to list




Castle Oak – M-CO



Honey Oak – M-HO



English Oak – M-EN




Victorian Cherry – M-VI



Richmond Cherry – M-RC



Mahogany – M-MA




Java – M-JA



Wenge – M-WE

Natural Red Oak


Standard



Natural Clear – O-NA

Red Oak Finishes

The following stains are available, add 10% to list




Castle Oak – O-CO



Honey Oak – O-HO



English Oak – O-EN



Victorian Cherry – O-VI



Richmond Cherry – O-RC



Mahogany – O-MA




Java – O-JA



Wenge – O-WE

Natural Cherry

Add 20% to list



Natural Clear – C-NA

Cherry Finishes

The following stains are available, add 30% to list



Honey Oak – C-HO



Richmond Cherry – C-RC

Natural Walnut

Add 20% to list



Natural Clear – W-NA

Walnut Finishes

The following stain is available, add 30% to list



Java – W-JA

HARDWOODS: All hardwood materials used in the manufacturing of Palmieri products shall be Northern grown hardwoods. Hardwoods will be air and kiln dried to a moisture content of 5-7%. All hardwoods shall be of grade "A" material, free of material stains, imperfections, conformity of grain, texture and colour. Hardwood species shall be Northern grown Red Oak, Clear White Northern Maple and Birch. American Cherry and Honduras Mahogany and Walnut are available. Please inquire for pricing.

PARTICLE BOARD CORE: The particleboard shall be formed of wood chips, bonded with a water resistance adhesive. The particleboard material is to be of a high density 45 lbs/cu. ft. having a minimum average modulus of rupture of 2400 psi and a minimum average modulus of elasticity of 4,000,000 psi.

FINISHING PROCEDURES: All materials shall be inspected and treated with a final sanding and polishing operation before any staining and final finishing can be performed. All machine and mill marks are to be removed. Once the polishing and sanding has been performed, the furniture will then undergo the following stain and finishing procedures:

- Step 1 A base stain will be uniformly applied, wiped and then allowed to dry under factory controlled conditions.
- Step 2 A uniform coat of sealer will be applied and allowed to dry.
- Step 3 Sealer will be lightly sanded using 240 grit silicon paper.
- Step 4 A catalytic lacquer of 34-45 degree sheen is evenly applied and allowed to dry under factory controlled conditions.