












	MODEL NUMBER	PRODUCT	WIDTH	DEPTH	HEIGHT	WEIGHT	VOLUME	LIST PRICE	DESCRIPTION
	PW-G3D	Grommet: 3" Diameter	3"	3"	3/4"	0.1 Lb		\$ 109	Black plastic grommet complete with snap on cover.  NOTE: Specify location when ordering.
	PW-OWMT-30	Wire Management: Open Channel	30"	1 1/4"	2 1/2"	1 Lb	0.3 Cu Ft	\$ 109	Black plastic channel may be screwed or double sided taped to any flat surface.
	PW-LM-SLWM-1	Wire Management: Steel Leg: 1 Location	2"	2"		5 Lbs	0.5 Cu Ft	\$ 400	Steel leg wire management constructed from 2" square, 16 gauge steel with electrostatically applied powder paint. Top and bottom of leg to receive cut outs to allow cord to feed through top of leg and exit through the bottom. Leg comes complete with leveller. Available up to 39" high. Specify size and location required when ordering. Available in 1 or 2 locations as shown below.
	PW-LM-SLWM-2	Wire Management: Steel Leg: 2 Locations	2"	2"		5 Lbs	0.5 Cu Ft	\$ 599	
	PW-SPC-4	Power Bar: 4 Outlets	12"	2"	1"	1 Lb	0.1 Cu Ft	\$ 161	Slimline power column 4 or 6 receptacle. Power columns are rated 15 Amp, 125 Volts A.C. and feature a resettable 15 Amp circuit breaker. Units have a 3' cord, a switch and indicator light. UL listed and CSA approved. NOTE: Units cannot be interconnected.
	PW-SPC-6	6 Outlets	12"	2"	1"	1 Lb	0.1 Cu Ft	\$ 161	
	PW-100-M-2P-1U	Desktop Power: 2 Power Outlets/1 USB Port	5"	3"	4"			\$ 817	Desktop Power allows you to easily plug in laptops, phones and more—without fishing under the table. Modern lines, smooth anodized aluminum construction and stylish 72" braided cord options make it a stand out that can easily blend in when needed. Available with 1 USB duplex port and in Black faceplate & trim finish.



	MODEL NUMBER	PRODUCT	WIDTH	DEPTH	HEIGHT	WEIGHT	VOLUME	LIST PRICE	DESCRIPTION
	PW-200-Z-3P-1U PW-200-Z-2P-2U PW-200-Z-4P	Flat Mount Power: 3 Power Outlets/1 USB Port 2 Power Outlets/2 USB Ports 4 Power Outlets	5 1/2"	3"	3 3/4"			\$ 905 \$ 881 \$ 905	Flat mount power/data center, featuring a newly engineered and patented spill proof outlet. Constructed out of anodized aluminum and a painted, steel faceplate, Mounts flat, sitting just above work surface. Requires cutout in work surface. Fits in tops 3/4" to 1-3/4" thick. Includes a Voice/Data Adapter Kit to accept couplers & jacks when required. Available in black and white painted finishes and a 72" cord.
	PW-300-HM-2P-2U PW-300-HM-3P-1U PW-300-HM-4P	Desktop Hole Mount Power: 2 Power Outlets/2 USB Ports 3 Power Outlets/1 USB Port 4 Power Outlets	3 7/8"	3 7/8"	2"			\$ 699 \$ 597 \$ 582	Desktop hole mount power is available with a White or Black gloss plastic finish and spill-proof simplexes. A range of power and USB configurations are available - including a 2 port USB duplex that's ideal for charging tablets and other USB-friendly electronics. Includes a 72" cord and a removable top surface insert that can be customized for both business and personal purposes (Top Insert Colour Options: Molded White, Molded Black or Molded Grey). Configurations with four or more power receive a Circuit Breaker Cord.
	PW-400-2P PW-400-1P-1U	Mini-Tap Under Mount Power: 2 Power Outlets 1 Power Outlet/1 USB Port	2 1/2"	3"	2 1/2"			\$ 196 \$ 509	Mini-Tap under mount power provides 2 spill-proof simplexes that can be mounted underneath the top, so as to put the power near the edge of the work surface. A great option for those applications where the desire is to not cut into the work surface and still offer power. Assembly is required. Available in Black only.
	PW-500-4P PW-500-2P-2U PW-500-2P PW-500-1P-1U	Slide & Hide Under Mount Power: 4 Power Outlets 2 Power Outlets/2 USB Ports 2 Power Outlets 1 Power Outlet/1 USB Port	5"	3"	2 1/2"			\$ 817 \$ 808 \$ 587 \$ 680	Slide & Hide under mount power is designed to have no impact on the work surface. That means no holes to drill or cut. This makes the perfect solution for executive workstations and boardrooms. Hidden away until needed, Presents itself on a sturdy ball bearing track and locks into place. One touch operation lets you slide it back into stow position. Available in Black or White trim and with a 15 amp 72" cord. Includes a Voice/Data Adapter Kit to accept couplers & jacks when required.
	MA-EM31116	Monitor/TV Support Arm	4.5"	5.9"	13"	3.3 lbs		\$ 366	Monitor/TV support arm is ergonomically designed to perform wide angle and height range of viewing positions. Easy to install, adjust and includes wire management. Features and tech specs: a) Weight Capacity: Monitor: up to 32" and 30 lbs TV: up to 40" and 20 lbs b) Pivots and pans 360 degrees c) Tilts down up to 105 degrees