
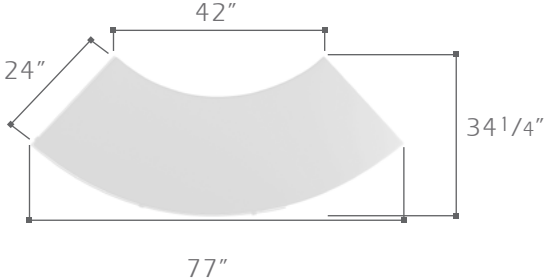








MODEL NUMBER	PRODUCT	WIDTH	DEPTH	HEIGHT	PRICE	DESCRIPTION
	Axis Desk; FIXED Unit Wood/Steel Panels, Right Hand					<p>WORK SURFACE: Laminate surface, 1" particleboard construction with 1/8" thick acrylic edges.</p> <p>METAL ASSEMBLY: Metal components consists of a 16 gauge return panel and 2 1/2" diameter legs.</p> <p>WOOD PANEL: The main panel's construction consists of a 1" thick 4-ply particleboard core with plain sliced veneer both faces.</p> <p>CASTER: The unit comes with a 4" diameter swivel caster with brakes.</p> <p>NOTES: * Custom Top materials may include Solid Surface, Quartz, or Natural Stone. * Standard work surface height is 30". Optional ADA height of 32" is available by request. * Metal Paint color for the Return Panel and Legs must be specified at the time of order. * Grommet and Wire Management are included in price.</p>  <p>For the complete line of Maple & Red Oak Wood Finishes, refer to page 4 of this specification guide.</p>  <p>For the complete line of Laminate Finishes & Edge Band Colours, refer to page 5 & 8 of this specification guide.</p>  <p>For the complete line of Metal Paint Colours, refer to page 6 of this specification guide.</p> 
	NM-4200-F-R NM-4200-F-S-R	Sitting Standing	34 1/4" 34 1/4"	77" 77"	30" 39"	
	Axis Desk; MOBILE Unit Wood/Steel Panels, Right Hand					
	NM-4201-M-R NM-4201-M-S-R	Sitting Standing	34 1/4" 34 1/4"	77" 77"	30" 39"	
	Axis Desk; FIXED Unit Wood/Steel Panels, Left Hand					
	NM-4200-F-L NM-4200-F-S-L	Sitting Standing	34 1/4" 34 1/4"	77" 77"	30" 39"	
	Axis Desk; MOBILE Unit Wood/Steel Panels, Left Hand					
	NM-4201-M-L NM-4201-M-S-L	Sitting Standing	34 1/4" 34 1/4"	77" 77"	30" 39"	