


PALMIERI

PALMIERI  
SOCIAL MEDIA<sup>®</sup>  
SPECIFICATION GUIDE  
& PRICE LIST 2024

### WOODS & FINISHES:


#### Natural Maple Standard



Natural Clear – M-NA

#### Maple Finishes


The following stains are available, add 10% to list




Castle Oak – M-CO




Honey Oak – M-HO




English Oak – M-EN




Victorian Cherry – M-VI




Richmond Cherry – M-RC



Mahogany – M-MA




Java – M-JA



Wenge – M-WE


#### Natural Red Oak Standard




Natural Clear – O-NA

#### Red Oak Finishes


The following stains are available, add 10% to list




Castle Oak – O-CO




Honey Oak – O-HO




English Oak – O-EN




Victorian Cherry – O-VI




Richmond Cherry – O-RC



Mahogany – O-MA




Java – O-JA



Wenge – O-WE

#### Natural Cherry


Add 20% to list




Natural Clear – C-NA

#### Cherry Finishes

The following stains are available, add 30% to list




Honey Oak – C-HO



Richmond Cherry – C-RC

#### Natural Walnut


Add 20% to list



Natural Clear – W-NA

#### Walnut Finishes

The following stain is available, add 30% to list




Java – W-JA

### WILSONART® LAMINATES:

Solid, Abstract and Wood Grain Options



Frosty White  
1573-60



Natural Almond  
D30-60



Beige  
1530-60



Fashion Grey  
D381-60



Dove Grey  
D92-60



Slate Grey  
D91-60



Black  
1595-60



Indigo  
D379-60



Maroochy Brush  
4745-60



Woolamai Brush  
4746-60



Blue Agave  
4919-60




Eggplant  
4913-60




Spiced Zephyr  
4859-60




Morro Zephyr  
4846-60




Fusion Maple  
7909-60



Bannister Oak  
7806-60



Mambo  
7948-60



Cocobala  
7942-38



Walnut Heights  
7965-38



Wild Cherry  
7054-60



Phantom Pearl  
8211-38



White Driftwood  
8200-38




Grey Elm  
8201-38



Phantom Cocoa  
8213-38




Studio Teak  
7960-38



Skyline Walnut  
7964-38



Phantom Charcoal  
8214-38



Asian Night  
7949-38

**ABET LAMINATES:**

Solid Colour Options

						
Bianco Ghiaccio 410	Beige 416	West Brown 892	Fondente 1828	Grigio Chiaro 478	Grigio Plomo 480	Grigio Scuro 871
						
Grigio Grafite 879	Nero 421	Giallo Pom Pom 463	Giallo Africa 469	Verde Erbetta 460	Sempreverde 451	Verde Biliardo 440
						
Verde Lauro 450	Verde Versailles 845	Bleu Panarea 482	Blu Amorgos 1824	Bleu California 499	Bleu Primario 838	Blu Cobalto 851
						
Blu Pavone 849	Blu Tenebre 1804	Blu Zaffiro 484	Blu Intenso 1818	Viola Madras 423	Viola Tramonto 424	Rosso Prugna 836
						
Rosso Antico 435	Rosso 431	Rosso Cavallino 1822	Arancio Canyon 835	Giallo Pop 861	Viola Sacro 1821	Fucsia 1840
						
Orchidea 1881	Viola Campanula 1827					

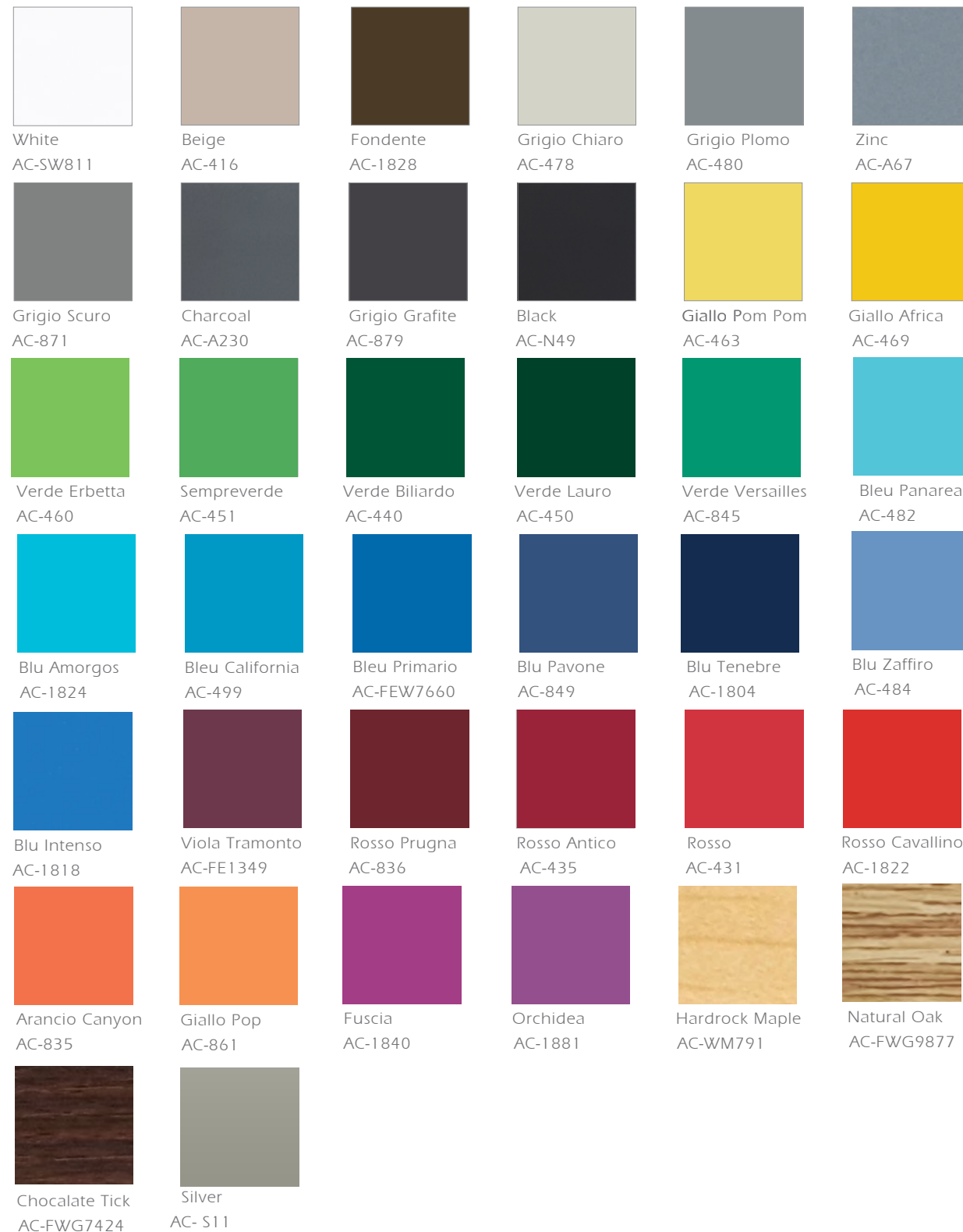
**METAL PAINT:**

Thermal Paint Colours

						
White PS-111-W374	Antique White W11	Telegrey 4 RAL 7047	Grey A16	Zinc A67	Charcoal A230	Black N49
						
Black Sandtex N31	Sparkle Silver S11	Champagne S14	Beige Gray RAL 7006	Zinc Yellow RAL 1018	Traffic Yellow RAL 1023	Deep Orange RAL 2011
						
Traffic Red RAL 3020	Carmine Red RAL 3002	Purple Red RAL 3004	Claret Violet RAL 4004	Signa Violet RAL 4008	Traffic Purple RAL 4006	Blue Lilac RAL 4005
						
Yellow Green RAL 6018	Signal Green RAL 6032	Turquoise Green RAL 6016	Light Blue RAL 5012	Sky Blue RAL 5015	Gentian Blue RAL 5010	Cobalt Blue RAL 5013

**EDGE BAND COLOURS:**

PVC edge band colour options



**HARDWOODS:** All hardwood materials used in the manufacturing of Palmieri products shall be Northern grown hardwoods. Hardwoods will be air and kiln dried to a moisture content of 5-7%. All hardwoods shall be of grade "A" material, free of material stains, imperfections, conformity of grain, texture and color. Hardwood species shall be Northern grown Red Oak, Clear White Northern Maple and Birch. American Cherry and Honduras Mahogany and Walnut are available. Please inquire for pricing.

**VENEER:** Exposed face veneers shall be not less than 1/28" thick plain sliced veneers. Veneers are to be selected for conformity of grain direction and color. Veneers are to be stitched tightly in a book match, slip match or plain sliced configuration. Unexposed veneers are to be of hardwood but not selected for color, or grain quality. Veneers are not to be lap joined or reveal any tape or glue lines.

**PARTICLE BOARD CORE:** The particleboard shall be formed of wood chips, bonded with a water resistance adhesive. The particleboard material is to be of a high density 45 lbs/cu. ft. having a minimum average modulus of rupture of 2400 psi and a minimum average modulus of elasticity of 4,000,000 psi.

**VENEER CORE:** Veneer core is to be constructed with odd numbers of plies. Each ply is to be laminated in pairs and cross banded in opposite directions with grain direction at a 90 degree angle to the grain of the center core. All plies are to be free from knots, wrinkles, laps or other natural or manufacturing defects.

**LUMBER CORE:** Lumber core is to be of the highest quality grade. Grade "A" select stock. Lumber core shall be constructed of solid random width strips not less than 2" wide nor more than 3 1/2" wide by 1" thick. Wood strips will be free from knots or other defects. All strips will be tightly joined using water resistance adhesives.




**HIGH PRESSURE LAMINATE:** Work surface laminate shall be .050" thick and used with balancing backer sheet of no less than .028" thick. Laminate shall conform to standards set by the American Standards Institute/National Electrical Manufacturers Association (ANSI/NEMA) for thickness, performance and appearance. Printed colours, abstract patterns and wood grains are reproduced from representative segments of large sheets and may differ slightly from the actual product.

**FINISHING PROCEDURES:** All materials shall be inspected and treated with a final sanding and polishing operation before any staining and final finishing can be performed. All machine and mill marks are to be removed. Once the polishing and sanding has been performed, the furniture will then undergo the following stain and finishing procedures:

- Step 1 A base stain will be uniformly applied, wiped and then allowed to dry under factory controlled conditions.
- Step 2 A uniform coat of sealer will be applied and allowed to dry.
- Step 3 Sealer will be lightly sanded using 240 grit silicon paper.
- Step 4 A catalytic lacquer of 34-45 degree sheen is evenly applied and allowed to dry under factory controlled conditions.



**METAL FINISHING PROCEDURES:** All metal components are thoroughly cleaned and coated electrostatically with an epoxy powder coat paint finish. The metal components are then oven baked and cured for a lasting finish.

**EDGE BANDS:** All edge bands are manufactured in PVC, semi-rigid (Flex) and ABS. Standard edging size are normally 1.25" wide x 2 mm thick. These are made of the highest grade polymers and its materials are extensively tested prior to production using special test procedures and industry specification and quality standards.

	MODEL NUMBER	PRODUCT	WIDTH	DEPTH	HEIGHT	WEIGHT	VOLUME	LIST PRICE	DESCRIPTION
	SM1-1-W	OFFSET COLUMN Wood Veneer Top	16"	20"	23 <sup>3</sup> / <sub>4</sub> "			\$ 1,244	<b>TOP:</b> Constructed of 1/2" thick high density particleboard core with plastic laminate or wood veneer. Profile edge consists of an internal solid hardwood with a 3/8" radius from underside and a soft radius profile top.  <b>METAL BASE:</b> Base consists of one or two 1" diameter solid steel column with upper and lower taper bushings. Steel base is 3/16" thick with soft radius corners.
	SM1-1-L	Laminate Top	16"	20"	23 <sup>3</sup> / <sub>4</sub> "			\$ 1,119	
	SM1-2-W	CENTRE COLUMN Wood Veneer Top	16"	20"	23 <sup>3</sup> / <sub>4</sub> "			\$ 1,251	
	SM1-2-L	Laminate Top	16"	20"	23 <sup>3</sup> / <sub>4</sub> "			\$ 1,127	
	SM1-3-W	DOUBLE COLUMN Wood Veneer Top	16"	36"	23 <sup>3</sup> / <sub>4</sub> "			\$ 2,083	
	SM1-3-L	Laminate Top	16"	36"	23 <sup>3</sup> / <sub>4</sub> "			\$ 1,965	



SM1 Layout Options



	MODEL NUMBER	PRODUCT	WIDTH	DEPTH	HEIGHT	WEIGHT	VOLUME	LIST PRICE	DESCRIPTION
		FIXED HEIGHT							<p><b>TOP:</b> Constructed of 1" thick high density particleboard core with plastic laminate or wood veneer. Profile edge consists of an internal solid hardwood with a 3/4" radius from underside and a tapered profile top.</p> <p><b>FIXED METAL BASE:</b> Base consists of a 2 1/2" diameter tubular 16 gauge steel column and the steel base is 3/16" thick with a tapered profile.</p> <p><b>ADJUSTABLE METAL BASE:</b> Base consists of 2 1/2" diameter tubular 16 gauge steel pneumatic lift column and the steel base 3/16" thick with a tapered profile.</p>
	SM2-1-W	Wood Veneer Top	37 1/2"	24"	29"			\$ 2,463	
	SM2-1-L	Laminate Top	37 1/2"	24"	29"			\$ 2,363	
		ADJUSTABLE HEIGHT							
	SM2-2-W	Wood Veneer Top	37 1/2"	24"	27" to 42 1/2"			\$ 6,048	
	SM2-2-L	Laminate Top	37 1/2"	24"	27" to 42 1/2"			\$ 5,945	

SM2 Layout Configuration



	MODEL NUMBER	PRODUCT	WIDTH	DEPTH	HEIGHT	WEIGHT	VOLUME	LIST PRICE	DESCRIPTION
		FIXED HEIGHT							
	SM4-1-3030-W	Wood Veneer Top	30"	30"	29"			\$ 2,535	<p><b>TOP:</b> Constructed of 1" thick high density particleboard core with plastic laminate or wood veneer. Profile edge consists of an internal solid hardwood with a 3/4" radius from underside and a soft radius profile top.</p> <p><b>FIXED METAL BASE:</b> Base consists of a 3 3/4" diameter tubular 16 gauge steel column and the steel base is 3/16" thick with a tapered profile.</p> <p><b>ADJUSTABLE METAL BASE:</b> Base consists of a 3 3/4" diameter tubular 16 gauge steel pneumatic lift column and the steel base is 3/16" thick with a soft radius profile.</p>
	SM4-1-3030-L	Laminate Top	30"	30"	29"			\$ 2,425	
	SM4-1-3636-W	Wood Veneer Top	36"	36"	29"			\$ 2,722	
	SM4-1-3636-L	Laminate Top	36"	36"	29"			\$ 2,619	
	SM4-1-4242-W	Wood Veneer Top	42"	42"	29"			\$ 2,907	
	SM4-1-4242-L	Laminate Top	42"	42"	29"			\$ 2,815	
			ADJUSTABLE HEIGHT						
SM4-2-3030-W		Wood Veneer Top	30"	30"	27 1/2" to 43 3/4"			\$ 6,164	
SM4-2-3030-L		Laminate Top	30"	30"	27 1/2" to 43 3/4"			\$ 6,070	
SM4-2-3636-W		Wood Veneer Top	36"	36"	27 1/2" to 43 3/4"			\$ 6,623	
SM4-2-3636-L		Laminate Top	36"	36"	27 1/2" to 43 3/4"			\$ 6,522	
SM4-2-4242-W		Wood Veneer Top	42"	42"	27 1/2" to 43 3/4"			\$ 7,082	
SM4-2-4242-L		Laminate Top	42"	42"	27 1/2" to 43 3/4"			\$ 6,980	

SM4 Adjustable Table Height (underside image) and Fixed Height Table





MODEL NUMBER	PRODUCT	WIDTH	DEPTH	HEIGHT	LIST PRICE
<b>Tapered Standard Top - 46" Table</b>					
SM5-TS-4660-AC	Acrylic Edge	54"	66 1/2"	73 3/8"	Table Size: 46" D x 60" W x 29"H \$ 20,840
SM5-TS-4660-SQ	Square Edge	54"	66 1/2"	73 3/8"	Table Size: 46" D x 60" W x 29"H \$ 21,229
SM5-TS-4666-AC	Acrylic Edge	54"	72 1/2"	73 3/8"	Table Size: 46" D x 66" W x 29"H \$ 20,894
SM5-TS-4666-SQ	Square Edge	54"	72 1/2"	73 3/8"	Table Size: 46" D x 66" W x 29"H \$ 21,315
SM5-TS-4672-AC	Acrylic Edge	54"	78 1/2"	73 3/8"	Table Size: 46" D x 72" W x 29"H \$ 20,927
SM5-TS-4672-SQ	Square Edge	54"	78 1/2"	73 3/8"	Table Size: 46" D x 72" W x 29"H \$ 21,377
SM5-TS-4678-AC	Acrylic Edge	54"	84 1/2"	73 3/8"	Table Size: 46" D x 78" W x 29"H \$ 20,981
SM5-TS-4678-SQ	Square Edge	54"	84 1/2"	73 3/8"	Table Size: 46" D x 78" W x 29"H \$ 21,471
<b>Tapered Standard Top - 48" Table</b>					
SM5-TS-4860-AC	Acrylic Edge	54"	66 1/2"	73 3/8"	Table Size: 48" D x 60" W x 29"H \$ 21,074
SM5-TS-4860-SQ	Square Edge	54"	66 1/2"	73 3/8"	Table Size: 48" D x 60" W x 29"H \$ 21,462
SM5-TS-4866-AC	Acrylic Edge	54"	72 1/2"	73 3/8"	Table Size: 48" D x 66" W x 29"H \$ 21,129
SM5-TS-4866-SQ	Square Edge	54"	72 1/2"	73 3/8"	Table Size: 48" D x 66" W x 29"H \$ 21,548
SM5-TS-4872-AC	Acrylic Edge	54"	78 1/2"	73 3/8"	Table Size: 48" D x 72" W x 29"H \$ 21,159
SM5-TS-4872-SQ	Square Edge	54"	78 1/2"	73 3/8"	Table Size: 48" D x 72" W x 29"H \$ 21,610
SM5-TS-4878-AC	Acrylic Edge	54"	84 1/2"	73 3/8"	Table Size: 48" D x 78" W x 29"H \$ 21,213
SM5-TS-4878-SQ	Square Edge	54"	84 1/2"	73 3/8"	Table Size: 48" D x 78" W x 29"H \$ 21,704

SM5 is a versatile, comprehensive furniture solution that offers a range of features allowing for digital sharing for today's interactive environments.

- Tables are available in a series of shapes and sizes that accommodate many group sizes.
- Wire management is completely integrated allowing for a clean uncluttered installation.
- SM5 can be placed anywhere in a room with options to accommodate double sided applications.
- Equipment and connections are ventilated and can be easily installed and accessed at any time.
- Optional connections for power, data, and video are integrated directly into SM5.

Metal Table Base and Media Wall Footing: 16 Gauge Metal with Palmieri metal paint options in Gloss White, Satin Black or Polished Chrome.

Media Wall for Flat Screen/TV is 54" Width x 6 1/2" Depth x 73 3/8" Height. Recommend Flat Screen/TV size is 46" to 49".

NOTE: Electrical, Flat Screen/TV, and TV Mounting Hardware are NOT included.

SM5 has two edge profiles available:



Model "AC"  
2 mm Acrylic  
Edge

Model "SQ"  
1/8" Square Edge

\* Seating accommodation is based on an 18" Chair Width. Accommodation is approximate, and can vary depending on user's personal space requirements.

SM5-TS-4660  
SM5-TS-4860



SM5-TS-4666  
SM5-TS-4866



SM5-TS-4672  
SM5-TS-4872



SM5-TS-4678  
SM5-TS-4878





MODEL NUMBER	PRODUCT	WIDTH	DEPTH	HEIGHT
--------------	---------	-------	-------	--------

LIST PRICE
------------

DESCRIPTION
-------------

### Tapered Bullet Top - 46" Table

SM5-TB-4660-AC	Acrylic Edge	54"	66 1/2"	73 3/8"
SM5-TB-4660-SQ	Square Edge	54"	66 1/2"	73 3/8"
SM5-TB-4666-AC	Acrylic Edge	54"	72 1/2"	73 3/8"
SM5-TB-4666-SQ	Square Edge	54"	72 1/2"	73 3/8"
SM5-TB-4672-AC	Acrylic Edge	54"	78 1/2"	73 3/8"
SM5-TB-4672-SQ	Square Edge	54"	78 1/2"	73 3/8"
SM5-TB-4678-AC	Acrylic Edge	54"	84 1/2"	73 3/8"
SM5-TB-4678-SQ	Square Edge	54"	84 1/2"	73 3/8"

Table Size: 46" D x 60" W x 29"H	\$ 20,840
Table Size: 46" D x 60" W x 29"H	\$ 21,229
Table Size: 46" D x 66" W x 29"H	\$ 20,894
Table Size: 46" D x 66" W x 29"H	\$ 21,315
Table Size: 46" D x 72" W x 29"H	\$ 20,927
Table Size: 46" D x 72" W x 29"H	\$ 21,377
Table Size: 46" D x 78" W x 29"H	\$ 20,981
Table Size: 46" D x 78" W x 29"H	\$ 21,471

SM5 is a versatile, comprehensive furniture solution that offers a range of features allowing for digital sharing for today's interactive environments.

- Tables are available in a series of shapes and sizes that accommodate many group sizes.
- Wire management is completely integrated allowing for a clean uncluttered installation.
- SM5 can be placed anywhere in a room with options to accommodate double sided applications.
- Equipment and connections are ventilated and can be easily installed and accessed at any time.
- Optional connections for power, data, and video are integrated directly into SM5.

Metal Table Base and Media Wall Footing: 16 Gauge Metal with Palmieri metal paint options in Gloss White, Satin Black or Polished Chrome.

Media Wall for Flat Screen/TV is 54" Width x 6 1/2" Depth x 73 3/8" Height. Recommend Flat Screen/TV size is 46" to 49".

NOTE: Electrical, Flat Screen/TV, and TV Mounting Hardware are NOT included.

SM5 has two edge profiles available:



Model "AC"  
2 mm Acrylic  
Edge

Model "SQ"  
1/8" Square Edge

### Tapered Bullet Top - 48" Table

SM5-TB-4860-AC	Acrylic Edge	54"	66 1/2"	73 3/8"
SM5-TB-4860-SQ	Square Edge	54"	66 1/2"	73 3/8"
SM5-TB-4866-AC	Acrylic Edge	54"	72 1/2"	73 3/8"
SM5-TB-4866-SQ	Square Edge	54"	72 1/2"	73 3/8"
SM5-TB-4872-AC	Acrylic Edge	54"	78 1/2"	73 3/8"
SM5-TB-4872-SQ	Square Edge	54"	78 1/2"	73 3/8"
SM5-TB-4878-AC	Acrylic Edge	54"	84 1/2"	73 3/8"
SM5-TB-4878-SQ	Square Edge	54"	84 1/2"	73 3/8"

Table Size: 48" D x 60" W x 29"H	\$ 21,074
Table Size: 48" D x 60" W x 29"H	\$ 21,462
Table Size: 48" D x 66" W x 29"H	\$ 21,129
Table Size: 48" D x 66" W x 29"H	\$ 21,548
Table Size: 48" D x 72" W x 29"H	\$ 21,159
Table Size: 48" D x 72" W x 29"H	\$ 21,610
Table Size: 48" D x 78" W x 29"H	\$ 21,213
Table Size: 48" D x 78" W x 29"H	\$ 21,704

\* Seating accommodation is based on an 18" Chair Width. Accommodation is approximate, and can vary depending on user's personal space requirements.

SM5-TB-4660  
SM5-TB-4860



SM5-TB-4666  
SM5-TB-4866



SM5-TB-4672  
SM5-TB-4872



SM5-TB-4678  
SM5-TB-4878



MODEL NUMBER

PRODUCT

WIDTH DEPTH HEIGHT

LIST PRICE

DESCRIPTION

### Tapered Round Top - 46" Table

SM5-TR-4660-AC	Acrylic Edge	54"	66 1/2"	73 3/8"	Table Size: 46" D x 60" W x 29"H	\$ 21,190
SM5-TR-4660-SQ	Square Edge	54"	66 1/2"	73 3/8"	Table Size: 46" D x 60" W x 29"H	\$ 21,564
SM5-TR-4666-AC	Acrylic Edge	54"	72 1/2"	73 3/8"	Table Size: 46" D x 66" W x 29"H	\$ 21,283
SM5-TR-4666-SQ	Square Edge	54"	72 1/2"	73 3/8"	Table Size: 46" D x 66" W x 29"H	\$ 21,688
SM5-TR-4672-AC	Acrylic Edge	54"	78 1/2"	73 3/8"	Table Size: 46" D x 72" W x 29"H	\$ 21,346
SM5-TR-4672-SQ	Square Edge	54"	78 1/2"	73 3/8"	Table Size: 46" D x 72" W x 29"H	\$ 21,781
SM5-TR-4678-AC	Acrylic Edge	54"	84 1/2"	73 3/8"	Table Size: 46" D x 78" W x 29"H	\$ 21,446
SM5-TR-4678-SQ	Square Edge	54"	84 1/2"	73 3/8"	Table Size: 46" D x 78" W x 29"H	\$ 21,905

### Tapered Round Top - 48" Table

SM5-TR-4860-AC	Acrylic Edge	54"	66 1/2"	73 3/8"	Table Size: 48" D x 60" W x 29"H	\$ 21,423
SM5-TR-4860-SQ	Square Edge	54"	66 1/2"	73 3/8"	Table Size: 48" D x 60" W x 29"H	\$ 21,797
SM5-TR-4866-AC	Acrylic Edge	54"	72 1/2"	73 3/8"	Table Size: 48" D x 66" W x 29"H	\$ 21,517
SM5-TR-4866-SQ	Square Edge	54"	72 1/2"	73 3/8"	Table Size: 48" D x 66" W x 29"H	\$ 21,921
SM5-TR-4872-AC	Acrylic Edge	54"	78 1/2"	73 3/8"	Table Size: 48" D x 72" W x 29"H	\$ 21,580
SM5-TR-4872-SQ	Square Edge	54"	78 1/2"	73 3/8"	Table Size: 48" D x 72" W x 29"H	\$ 22,014
SM5-TR-4878-AC	Acrylic Edge	54"	84 1/2"	73 3/8"	Table Size: 48" D x 78" W x 29"H	\$ 21,680
SM5-TR-4878-SQ	Square Edge	54"	84 1/2"	73 3/8"	Table Size: 48" D x 78" W x 29"H	\$ 22,139

SM5 is a versatile, comprehensive furniture solution that offers a range of features allowing for digital sharing for today's interactive environments.

- Tables are available in a series of shapes and sizes that accommodate many group sizes.
- Wire management is completely integrated allowing for a clean uncluttered installation.
- SM5 can be placed anywhere in a room with options to accommodate double sided applications.
- Equipment and connections are ventilated and can be easily installed and accessed at any time.
- Optional connections for power, data, and video are integrated directly into SM5.

Metal Table Base and Media Wall Footing: 16 Gauge Metal with Palmieri metal paint options in Gloss White, Satin Black or Polished Chrome.

Media Wall for Flat Screen/TV is 54" Width x 6 1/2" Depth x 73 3/8" Height. Recommend Flat Screen/TV size is 46" to 49".

NOTE: Electrical, Flat Screen/TV, and TV Mounting Hardware are NOT included.

SM5 has two edge profiles available:



Model "AC"  
2 mm Acrylic  
Edge

Model "SQ"  
1/8" Square Edge

\* Seating accommodation is based on an 18" Chair Width. Accommodation is approximate, and can vary depending on user's personal space requirements.

SM5-TR-4660  
SM5-TR-4860



SM5-TR-4666  
SM5-TR-4866



SM5-TR-4672  
SM5-TR-4872



SM5-TR-4678  
SM5-TR-4878





MODEL NUMBER	PRODUCT	WIDTH	DEPTH	HEIGHT	LIST PRICE	DESCRIPTION
<b>SHORT BACK 31" HIGH</b>						
<b>Tapered Standard Top - 46" Table</b>						
SM5-2-TS-4660-AC	Acrylic Edge	54"	61 1/4"	31"	Table Size: 46" D x 60" W x 29"H	\$ 11,606
SM5-2-TS-4660-SQ	Square Edge	54"	61 1/4"	31"	Table Size: 46" D x 60" W x 29"H	\$ 11,815
SM5-2-TS-4666-AC	Acrylic Edge	54"	67 1/4"	31"	Table Size: 46" D x 66" W x 29"H	\$ 11,637
SM5-2-TS-4666-SQ	Square Edge	54"	67 1/4"	31"	Table Size: 46" D x 66" W x 29"H	\$ 11,862
SM5-2-TS-4672-AC	Acrylic Edge	54"	73 1/4"	31"	Table Size: 46" D x 72" W x 29"H	\$ 11,653
SM5-2-TS-4672-SQ	Square Edge	54"	73 1/4"	31"	Table Size: 46" D x 72" W x 29"H	\$ 11,894
SM5-2-TS-4678-AC	Acrylic Edge	54"	79 1/4"	31"	Table Size: 46" D x 78" W x 29"H	\$ 11,677
SM5-2-TS-4678-SQ	Square Edge	54"	79 1/4"	31"	Table Size: 46" D x 78" W x 29"H	\$ 11,955
<b>Tapered Standard Top - 48" Table</b>						
SM5-2-TS-4860-AC	Acrylic Edge	54"	61 1/4"	31"	Table Size: 48" D x 60" W x 29"H	\$ 11,730
SM5-2-TS-4860-SQ	Square Edge	54"	61 1/4"	31"	Table Size: 48" D x 60" W x 29"H	\$ 11,947
SM5-2-TS-4866-AC	Acrylic Edge	54"	67 1/4"	31"	Table Size: 48" D x 66" W x 29"H	\$ 11,761
SM5-2-TS-4866-SQ	Square Edge	54"	67 1/4"	31"	Table Size: 48" D x 66" W x 29"H	\$ 11,994
SM5-2-TS-4872-AC	Acrylic Edge	54"	73 1/4"	31"	Table Size: 48" D x 72" W x 29"H	\$ 11,738
SM5-2-TS-4872-SQ	Square Edge	54"	73 1/4"	31"	Table Size: 48" D x 72" W x 29"H	\$ 12,032
SM5-2-TS-4878-AC	Acrylic Edge	54"	79 1/4"	31"	Table Size: 48" D x 78" W x 29"H	\$ 11,815
SM5-2-TS-4878-SQ	Square Edge	54"	79 1/4"	31"	Table Size: 48" D x 78" W x 29"H	\$ 12,080

SM5-2 is a versatile, comprehensive furniture solution that offers a range of features allowing for digital sharing for today's interactive environments.

- Work table is available in the Tapered Standard Top shape and various sizes. Table base consists of 16" gauge metal with Palmieri standard metal paint options.

SM5-2 has two edge profiles available:



Model "AC"  
2 mm Acrylic  
Edge

Model "SQ"  
1/8" Square Edge



MODEL NUMBER	PRODUCT	WIDTH	DEPTH	HEIGHT		LIST PRICE	DESCRIPTION	
<b>SHORT BACK 31" HIGH</b>								
<b>Tapered Bullet Top - 46" Table</b>								
SM5-2-TB-4660-AC	Acrylic Edge	54"	61 1/4"	31"	Table Size: 46" D x 60" W x 29"H	\$ 11,606	SM5-2 is a versatile, comprehensive furniture solution that offers a range of features allowing for digital sharing for today's interactive environments. <ul style="list-style-type: none"> <li>Work table is available in the Tapered Standard Top shape and various sizes. Table base consists of 16" gauge metal with Palmieri standard metal paint options.</li> </ul>	
SM5-2-TB-4660-SQ	Square Edge	54"	61 1/4"	31"	Table Size: 46" D x 60" W x 29"H	\$ 11,815		
SM5-2-TB-4666-AC	Acrylic Edge	54"	67 1/4"	31"	Table Size: 46" D x 66" W x 29"H	\$ 11,637		
SM5-2-TB-4666-SQ	Square Edge	54"	67 1/4"	31"	Table Size: 46" D x 66" W x 29"H	\$ 11,862		
SM5-2-TB-4672-AC	Acrylic Edge	54"	73 1/4"	31"	Table Size: 46" D x 72" W x 29"H	\$ 11,653		
SM5-2-TB-4672-SQ	Square Edge	54"	73 1/4"	31"	Table Size: 46" D x 72" W x 29"H	\$ 11,894		
SM5-2-TB-4678-AC	Acrylic Edge	54"	79 1/4"	31"	Table Size: 46" D x 78" W x 29"H	\$ 11,677		
SM5-2-TB-4678-SQ	Square Edge	54"	79 1/4"	31"	Table Size: 46" D x 78" W x 29"H	\$ 11,955		
<b>Tapered Bullet Top - 48" Table</b>								
SM5-2-TB-4860-AC	Acrylic Edge	54"	61 1/4"	31"	Table Size: 48" D x 60" W x 29"H	\$ 11,730		
SM5-2-TB-4860-SQ	Square Edge	54"	61 1/4"	31"	Table Size: 48" D x 60" W x 29"H	\$ 11,947		
SM5-2-TB-4866-AC	Acrylic Edge	54"	67 1/4"	31"	Table Size: 48" D x 66" W x 29"H	\$ 11,761		
SM5-2-TB-4866-SQ	Square Edge	54"	67 1/4"	31"	Table Size: 48" D x 66" W x 29"H	\$ 11,994		
SM5-2-TB-4872-AC	Acrylic Edge	54"	73 1/4"	31"	Table Size: 48" D x 72" W x 29"H	\$ 11,738		
SM5-2-TB-4872-SQ	Square Edge	54"	73 1/4"	31"	Table Size: 48" D x 72" W x 29"H	\$ 12,032		
SM5-2-TB-4878-AC	Acrylic Edge	54"	79 1/4"	31"	Table Size: 48" D x 78" W x 29"H	\$ 11,815		
SM5-2-TB-4878-SQ	Square Edge	54"	79 1/4"	31"	Table Size: 48" D x 78" W x 29"H	\$ 12,080		

SM5-2 has two edge profiles available:



Model "AC"  
2 mm Acrylic  
Edge

Model "SQ"  
1/8" Square Edge



MODEL NUMBER	PRODUCT	WIDTH	DEPTH	HEIGHT	LIST PRICE	DESCRIPTION
<b>SHORT BACK 31" HIGH</b>						
<b>Tapered Round Top - 46" Table</b>						
SM5-2-TR-4660-AC	Acrylic Edge	54"	61 1/4"	31"	Table Size: 46" D x 60" W x 29"H	\$ 11,777
SM5-2-TR-4660-SQ	Square Edge	54"	61 1/4"	31"	Table Size: 46" D x 60" W x 29"H	\$ 11,994
SM5-2-TR-4666-AC	Acrylic Edge	54"	67 1/4"	31"	Table Size: 46" D x 66" W x 29"H	\$ 11,784
SM5-2-TR-4666-SQ	Square Edge	54"	67 1/4"	31"	Table Size: 46" D x 66" W x 29"H	\$ 12,040
SM5-2-TR-4672-AC	Acrylic Edge	54"	73 1/4"	31"	Table Size: 46" D x 72" W x 29"H	\$ 11,831
SM5-2-TR-4672-SQ	Square Edge	54"	73 1/4"	31"	Table Size: 46" D x 72" W x 29"H	\$ 12,072
SM5-2-TR-4678-AC	Acrylic Edge	54"	79 1/4"	31"	Table Size: 46" D x 78" W x 29"H	\$ 11,854
SM5-2-TR-4678-SQ	Square Edge	54"	79 1/4"	31"	Table Size: 46" D x 78" W x 29"H	\$ 12,134
<b>Tapered Round Top - 48" Table</b>						
SM5-2-TR-4860-AC	Acrylic Edge	54"	61 1/4"	31"	Table Size: 48" D x 60" W x 29"H	\$ 11,908
SM5-2-TR-4860-SQ	Square Edge	54"	61 1/4"	31"	Table Size: 48" D x 60" W x 29"H	\$ 12,127
SM5-2-TR-4866-AC	Acrylic Edge	54"	67 1/4"	31"	Table Size: 48" D x 66" W x 29"H	\$ 11,939
SM5-2-TR-4866-SQ	Square Edge	54"	67 1/4"	31"	Table Size: 48" D x 66" W x 29"H	\$ 12,174
SM5-2-TR-4872-AC	Acrylic Edge	54"	73 1/4"	31"	Table Size: 48" D x 72" W x 29"H	\$ 11,915
SM5-2-TR-4872-SQ	Square Edge	54"	73 1/4"	31"	Table Size: 48" D x 72" W x 29"H	\$ 12,213
SM5-2-TR-4878-AC	Acrylic Edge	54"	79 1/4"	31"	Table Size: 48" D x 78" W x 29"H	\$ 11,994
SM5-2-TR-4878-SQ	Square Edge	54"	79 1/4"	31"	Table Size: 48" D x 78" W x 29"H	\$ 12,259

SM5-2 is a versatile, comprehensive furniture solution that offers a range of features allowing for digital sharing for today's interactive environments.





- Work table is available in the Tapered Standard Top shape and various sizes. Table base consists of 16" gauge metal with Palmieri standard metal paint options.

SM5-2 has two edge profiles available:



Model "AC"  
2 mm Acrylic  
Edge

Model "SQ"  
1/8" Square Edge

	MODEL NUMBER	PRODUCT	WIDTH	DEPTH	HEIGHT	WEIGHT	VOLUME	LIST PRICE	DESCRIPTION
	PW-PS-HB PW-PDS-HB	Power Sphere - Black 3 outlets 2 outlets, 1 Dual USB port	3"		1 1/2"			\$ 413 \$ 496	Black Plastic
	PW-PS-HW PW-PDS-HW	Power Sphere - White 3 outlets 2 outlets, 1 Dual USB port	3"		1 1/2"			\$ 413 \$ 496	White Plastic
	PW-200F	Flip Up Power Station: Cordset	14"		5 3/8"			\$ 6,273	PW-200F: Recessed power station unit with clear anodized aluminum finish. An easy lift hinge allows cover to be flush with work surface when not in use. Unit complete with 2 power receptacles 15 AMP/125 Volt, 1 USB2 Port simplex charger, 1 four-user VGA kit and 1 open data port. Other power and data configurations are available. A 120" power cord is provided.
	PW-100-MT	Surface Mount Power Station Cordset	2 3/8"		4 1/2"			\$ 607	PW-100-MT: Surface mount power station consisting of 1 power receptacle 15AMP/125 Volt and 2 USB port. Standard finish is white. A 72" power cord is provided.

Palmieri Furniture Limited ("Palmieri") warrants that its products and collections are free from defects in materials and workmanship for the life of the product, except as set forth below. Palmieri Limited Lifetime Warranty is valid from the date of delivery.

**Exceptions to the Limited Lifetime Warranty: Seating: two (2) years**

Goods sold hereunder are covered by a Limited Lifetime Warranty, free against defects in material and workmanship provided the goods and services are subjected to normal use and service. The applicable warranty period commences from shipping date to Purchaser of any item of the goods, whichever occurs first, or any other warranty period otherwise stipulated in writing by Palmieri under this sale. For components not supplied by Palmieri, the original manufacturer's warranty shall apply to the extent assignable by Palmieri. The obligation under this warranty is limited to the repair or replacement, at Palmieri's option, of defective parts F.O.B. point of shipment provided that prompt notice of any defect is given by Purchaser to Palmieri in writing within the applicable warranty period and that upon the Purchaser's return of the defective parts to Palmieri or, if designated by Palmieri, to the location where the works are made, properly packed and with transportation charges prepaid by Purchaser, an inspection thereof shall reveal to Palmieri's satisfaction that Purchaser's claim is valid under the terms of this warranty. Purchaser shall assume all responsibility and expense for dismantling, removal, re-installation and freight in connection with the foregoing. The same obligations and conditions extend to replacement parts furnished by Palmieri hereunder.

Palmieri does not assume liability for installation, labour or consequential damages. Palmieri makes no warranty other than the one set forth herein. All other warranties, legal, expressed or implied, including but not limited to any expressed or implied warranty of merchantability, of fitness for the intended use thereof or against infringement are hereby expressly excluded. The applicable warranty ceases to be effective if the goods are altered or repaired other than by persons authorized or approved by Palmieri to perform such work. Repairs or replacement deliveries do not interrupt or prolong the term of the warranty. The warranty ceases to be effective if Purchaser fails to handle and use the goods sold hereunder in a safe and reasonable manner and in accordance with any written instructions from the manufacturers.

**Warranty Does Not Apply To Product Failure Or Loss Resulting From:**

Abuse, misuse or accident, alteration or modification of product by customer or third party, normal wear and tear, improper installation, handling or incorrect use. The substitution of part components or hardware not approved or authorized by Palmieri, acts of God, unauthorized repairs, improper storage, and environmental conditions such as irregular temperature control either inside or outside the environment.

**Warranty Provides Exclusive Remedies:**

If a product fails under ordinary use as a result of a defect in material or workmanship, Palmieri will: (A) repair, or (B) replace the furniture. The replacement or repair of the Furniture or Seating will be at the discretion of Palmieri. If the defect or workmanship cannot be remedied on site, repairs can be made at the factory. (C) If the product repair or replacement is not commercially practicable or cannot be remade in a timely manner Palmieri will refund the purchase price of the affected product. A product "Defect" means: an inadequacy in the materials or workmanship of the product that (A) existed at the time when you received the product from Palmieri or Palmieri authorized Reseller and (B) causes a failure of the product to perform under ordinary use in accordance with the materials and documentation accompanying the product. "Ordinary Use" means: use of the product (A) in accordance with all applicable local, state or federal laws, codes and regulations and (B) in accordance with manufacturer recommendations and or instructions in the materials and documentation accompanying the product or through shop drawings. A "Palmieri Authorized Reseller" means: any dealer that is legally permitted to conduct business in the jurisdiction where the product is sold and is duly authorized by Palmieri to sell the product.

Warranty work must be approved by authorized personnel of Palmieri Furniture Limited in Richmond Hill, Ontario, Canada.

**A copy of the original purchase order must accompany all claims.**

**Warranty Does Not Cover:**

Matching of colours, stains, textures, grains and any other variations in materials. Select and Custom Surfaces and materials are only warranted for their application on the specified product and are not covered by our warranty, except as warranted by the original supplier, for quality, colorfastness, shade variations or abrasion and textiles purchased for Palmieri product.

**This limited warranty is the sole remedy for product defect and no other express or implied warranty is provided. Warranty is not transferable and valid only for the original purchaser acquiring a product from Palmieri or a Palmieri authorized reseller for the purchaser's own use and not for resale, remarketing or distribution. Limited Lifetime Warranty (25 years)**

**GENERAL**

The following Terms and Conditions of Quote and Sale shall apply to any sale of goods and services by Palmieri Furniture Limited (hereinafter called "Palmieri"). Purchaser shall be deemed to have full knowledge of the terms and conditions herein and such terms and conditions shall be binding if either the goods and services referred to herein are delivered to and accepted by Purchaser, or if Purchaser does not within five (5) days from the date hereof deliver to Palmieri written objection to said terms and conditions or any part thereof.

In the event of any conflict or inconsistency between the terms and conditions of sale herein and the terms and conditions contained in Purchaser's order or in any other form issued by Purchaser, whether or not any such form has been acknowledged or accepted by Palmieri, Palmieri's terms and conditions herein shall prevail. No waiver, alteration or modification of these terms and conditions shall be binding upon Palmieri unless made in writing and signed by a duly authorized representative of Palmieri.

**1. QUOTATIONS / PRODUCT QUOTED**

Unless otherwise stated, **Palmieri's quotations shall be null and void unless accepted by Purchaser within thirty (30) days from the date of quotation.** Quotes may be subject to change before order placement, due to increased material costs and or other factors that could impact the final cost of production and our final understanding of the product required. If the items quoted do not reflect the intended product requirements of the customer, Palmieri will not be held responsible for increased costs for those product changes. We reserve the right to edit or re-quote any portion of a previously submitted quotation subject to our final understanding of the product required by the client.

**2. PALMIERI DRAWINGS**

Palmieri provides drawings for Custom & Standard product we produce to our clients upon request. We consider these drawings to be Private and Confidential and are provided for the sole purpose and use of our clients to understand the product we are providing. The use of these confidential materials is limited to the transaction between the parties and at no point are these confidential materials to be sent to any of our competitors or parties quoting for the same purpose.

**A minimum \$ 85.00 NET Engineering Administrative Fee will apply for Custom Product Drawings**

**(Note: The first set of Custom product drawings will be free of charge)**

**A minimum \$ 120.00 NET Engineering Administrative Fee will apply for all Standard Product Drawings**

### 3. TERMS OF PAYMENT

For authorized customers; Orders at a \$ 75,000.00 threshold will require a mandatory 25% deposit. Orders over and above \$ 100,000.00 requires a mandatory (25%) deposit at time of order, a mandatory (25%) deposit prior to product shipment and the balance to be paid within thirty (30) days of date of shipment. Payment not be made to Palmieri when due, Palmieri reserves the right to charge Purchaser with interest on such overdue payments. Interest of 2% per month (24% per annum) is charged on all overdue accounts, unless otherwise specified. The charging of such interest shall not be construed as obligating Palmieri to grant any extension of time in the terms of payment. All goods remain the property of Palmieri, until balance is paid in full to Palmieri.

### 4. TITLE

Title to the goods or any part thereof shall not pass from Palmieri to Purchaser until all payments due hereunder have been duly made, except as otherwise expressly stipulated herein. The goods shall be and remain personal or moveable property, notwithstanding their mode of attachment to realty or other property. If default is made in any of the payments herein, Purchaser agrees that Palmieri may retain all payments which have been made on account of the purchase price as liquidated damages, and Palmieri shall be free to enter the premises where the goods may be located and remove them as Palmieri's property, without prejudice to Palmieri's right to recover any further expenses or damages Palmieri may suffer by reason of such nonpayment.

### 5. TAXES

Prices do not include Goods & Services Tax, Provincial or Municipal sales, use, value-added or similar tax. All applicable taxes are extra. Our Harmonized Sales Tax (HST) registration number is R104055066.

### 6. THE AGREEMENT

An acceptance and official confirmation of Purchasers' order by signing Palmieri's Order Confirmation the Purchaser therefore is accepting terms and conditions as expressed herein Palmieri's Terms and Conditions of Quote and Sale by Palmieri and shall constitute the complete agreement, subject to the terms and conditions of sale herein set forth, and shall supersede all previous quotations, orders or agreements.

### 7. LEAD TIME / DELIVERY / DELAYS

Lead time is determined only when final material/finish selection and drawing approvals are received by Palmieri from the client. The accuracy of Palmieri's lead times, is created to the best of our ability with the information provided to us. Confirmed lead time is conveyed to the client by means of Order Confirmation. They do not preclude the client from checking the accuracy of your requirement and our Order Confirmation. Any noted discrepancies are to be reported immediately to Palmieri Customer Service Department for correction and re-issue of revised Order Confirmation. By signing and dating the Order Confirmation the client accepts the terms and conditions of quote and sale.

Lead time on our Order Confirmation do not account for delays that could potentially occur for special materials specified by the client that are outside of our standard finishes and materials program that are out of our control and will affect the lead time on the order. Palmieri will notify the client immediately when these delays occur and adjust the lead time accordingly.

Delivery schedules are approximate and are based on prevailing market conditions applicable respectively at

the time of Palmieri's quotation and Palmieri's acceptance of clients' order, if certain portions of an order are completed by the quoted lead time while other portions have experienced delays outside of our control. The client may choose to part ship the order at their discretion and expense. Otherwise the entire order will ship with the delayed portion at a later date. Palmieri may extend delivery schedules or may, at its option, cancel Purchaser's order in full or in part without liability other than to return any deposit or prepayment which is unearned by reason of the cancellation.

### 8. CHANGES AND CANCELLATION

Orders accepted by Palmieri are not subject to changes or cancellation by Purchaser without the written consent of Palmieri. In such cases where Palmieri authorizes changes or cancellation, Palmieri reserves the right to charge the Purchaser with reasonable costs based upon expenses already incurred and commitments made by Palmieri, including, without limitation, any labour done, material purchased and also including Supplier's usual overhead and reasonable profit and cancellation charges from Palmieri's suppliers. Palmieri will communicate to the Purchaser additional costs incurred by way of Revised Order Confirmation. Revised Order Confirmation will include applicable costs incurred and modification to lead times (if applicable). The Purchaser must provide Palmieri written confirmation of additional costs, before any changes can be processed on the order.

**A minimum charge of \$ 100.00 NET Change Order Request fee will apply**

**A minimum charge of \$ 150.00 NET Cancel Order Request fee will apply**

### 9. SHIPPING LOCATION / SHIPPING QUOTES / COST OF TRANSPORTATION

Unless otherwise stated, all prices are F.O.B. our factory in Richmond Hill, Ontario, Canada.

Customary methods of transportation shall be selected by Palmieri and such transportation will be at Purchaser's expense. Shipping quotations are made at time of furniture quotation and are outside the control of Palmieri. **Shipping quotes are valid for ten (10) business days from the time of quote.** We do our best to maintain shipping costs as quoted, however all shipping weights and cubic feet shown are approximate only, various construction materials and packaging methods may add to the weights given. All quoted prices, unless otherwise stated on the quotation, are based on the current exchange rates, tariffs, fuel surcharges and costs of manufacture and are subject to change by Palmieri with or without notice until Purchaser's acceptance. Palmieri does not assume responsibility or liability for shipping costs, product during transit, or variances from the shipping weights or cubic feet shown in our specification guides. Special methods of transportation will be used upon Purchaser's request and at Purchaser's additional expense, provided reasonable notice of Purchaser's transportation requirements are given by Purchaser to Palmieri prior to shipment. Palmieri will notify the client prior to shipping product if shipping costs as quoted change, at which point the client must approve the adjusted shipping costs.

### 10. RECEIVING PRODUCT / REPORTING DAMAGE / STORAGE OF PRODUCT

Upon receipt of Palmieri product, the receiver of the goods must immediately inspect the product to ensure it is free of shipping damage. If the product is deemed in good order, the receiver of the product must ensure



to sign off on the accompanying carriers Bill of lading in good condition. Except for obligations stated under “Warranty” herein, Palmieri’s responsibility for the product ceases once the product has been received and signed off in good order and is the full responsibility of the receiver and subsequently the owner.

In the event shipping damage is discovered during receipt of shipment, it is the responsibility of the receiver to ensure all noted damage is recorded on the carrier’s Bill of Lading prior to sign off. All noted shipping damage claims must be reported to Palmieri within **24 hours** of receipt of the product onsite, failure to do so will result in the claim being deemed null and void. All shipping damage claims are to be reported directly to Palmieri’s Shipping Manager. Please call our toll free number at **1-800-413-4440 ext. 33** or submit the claim by Fax directly to **1-905-731-9878**. Palmieri will not accept any shipping damage claims submitted **after 24 hours** and it shall be conclusively presumed that the goods were delivered in good condition.

Storage of product, Palmieri will not be held responsible for any potential damages or shortages for product shipped and received by Purchaser and is subsequently placed into storage and not inspected within 24 hours of receipt.

#### 11. INSTALLATION / SHORTAGES / BACK CHARGES

Unless otherwise expressly stipulated, the goods shall be installed by and at the risk and expense of Purchaser.

In the event that Palmieri is requested to supervise such installation, Palmieri’s responsibility shall be limited to exercising that degree of skill customary in the trade in supervising installations of the same type. Purchaser shall remain responsible for all other aspects of the work including compliance with the local regulations. It is the responsibility of the Purchaser to ensure hardware and parts are received in good order. Packing slip and hardware list to be provided by Palmieri with every order at time of shipping. Purchaser has the responsibility to notify Palmieri immediately without delay of issues that arise; subsequently Palmieri will take action to provide prompt resolution.

Shortages must be reported to Palmieri within **24 hours** of receipt of the goods and failure to do so may be at the expense of the Purchaser.

If deemed missing hardware and parts short shipped from the factory, Palmieri will arrange to ship freight prepaid to destination. Palmieri will only be responsible for replacement costs of missing hardware and parts, any labour costs incurred will be the responsibility of the Purchaser and will not be approved by Palmieri.

Back Charges will only be approved if we deemed a defect in the material or workmanship is found during the installation period resulting in a return trip to the job-site to complete installation. It shall remain the sole discretion of Palmieri to approve (A) repair or (B) replace the furniture and any labour costs incurred by the Purchaser.

#### 12. FORCE MAJEURE

Palmieri shall not be responsible or liable for any loss or damage incurred by Purchaser herein resulting from causes beyond the reasonable control of Palmieri including, but without limitation, abuse, misuse or accident, alteration or modification of product by customer or third party, normal wear and tear, improper installation, handling or incorrect use, unauthorized repairs, the substitution of part components or hardware not approved or authorized by Palmieri, improper storage, and environmental conditions such as irregular temperature control

either inside or outside the environment, acts of God, fire, flood, delays in transportation, or the failure of Palmieri’s suppliers to meet their delivery promises. The acceptance of delivery of the goods by Purchaser shall constitute a waiver of all claims for loss or damage due to any delay whatsoever.

#### 13. RETURNED GOODS

No goods may be returned to Palmieri for a credit or exchanged without Palmieri’s prior written consent.

Palmieri reserves the right to accept all returns and subject to a handling/restocking charge or to decline all returns. Even after Palmieri has authorized the return of goods for credit, Palmieri reserves the right to adjust the amount of any credit given to Purchaser on return of the goods based on the conditions of the goods on arrival in Palmieri’s warehouse. Credit for returned goods will be issued to Purchaser only where such goods are returned by Purchaser and not by any subsequent owner of the goods. Goods will be considered for return only if they are in their original condition and packaging. Palmieri Goods Return Authorization Form to be issued and **must** accompany all shipments returning back to the factory. **Return freight must be prepaid by Purchaser. A minimum 20% re-stocking fee will apply.**

# PALMIERI

create. communicate. collaborate.

---

Palmieri Furniture Ltd.

1230 Reid Street  
Richmond Hill  
Ontario Canada L4B 1C4

T: 905 731 9300  
F: 905 731 9878  
TF: 800 413 4440

E: [info@palmierifurniture.com](mailto:info@palmierifurniture.com)  
W: [www.palmierifurniture.com](http://www.palmierifurniture.com)