

PALLMER

UNO  
SHELVING  
SPECIFICATION GUIDE  
& PRICE LIST 2024

### WOODS & FINISHES:

#### Natural Maple

Standard



Natural Clear – M-NA

#### Maple Finishes

The following stains are available, add 10% to list




Castle Oak – M-CO



Honey Oak – M-HO




English Oak – M-EN



Victorian Cherry – M-VI



Richmond Cherry – M-RC



Mahogany – M-MA




Java – M-JA



Wenge – M-WE

#### Natural Red Oak


Standard




Natural Clear – O-NA

#### Red Oak Finishes


The following stains are available, add 10% to list




Castle Oak – O-CO



Honey Oak – O-HO



English Oak – O-EN



Victorian Cherry – O-VI




Richmond Cherry – O-RC



Mahogany – O-MA



Java – O-JA



Wenge – O-WE

#### Natural Cherry


Add 20% to list




Natural Clear – C-NA

#### Cherry Finishes

The following stains are available, add 30% to list



Honey Oak – C-HO



Richmond Cherry – C-RC

#### Natural Walnut


Add 20% to list



Natural Clear – W-NA

#### Walnut Finishes

The following stain is available, add 30% to list




Java – W-JA

### WILSONART® LAMINATES:


Solid, Abstract and Wood Grain Options



Frosty White  
1573-60



Natural Almond  
D30-60



Beige  
1530-60



Fashion Grey  
D381-60



Dove Grey  
D92-60



Slate Grey  
D91-60



Black  
1595-60




Indigo  
D379-60



Maroochy Brush  
4745-60



Woolamai Brush  
4746-60



Blue Agave  
4919-60



Eggplant  
4913-60




Spiced Zephyr  
4859-60



Morro Zephyr  
4846-60




Fusion Maple  
7909-60



Bannister Oak  
7806-60



Mambo  
7948-60



Cocobala  
7942-38



Walnut Heights  
7965-38



Wild Cherry  
7054-60



Phantom Pearl  
8211-38



White Driftwood  
8200-38



Grey Elm  
8201-38



Phantom Cocoa  
8213-38



Studio Teak  
7960-38



Skyline Walnut  
7964-38



Phantom Charcoal  
8214-38



Asian Night  
7949-38

### ABET LAMINATES:

Solid Colour Options

						
Bianco Ghiaccio 410	Beige 416	West Brown 892	Fondente 1828	Grigio Chiaro 478	Grigio Plomo 480	Grigio Scuro 871
						
Grigio Grafite 879	Nero 421	Giallo Pom Pom 463	Giallo Africa 469	Verde Erbetta 460	Sempreverde 451	Verde Biliardo 440
						
Verde Lauro 450	Verde Versailles 845	Bleu Panarea 482	Blu Amorgos 1824	Bleu California 499	Bleu Primario 838	Blu Cobalto 851
						
Blu Pavone 849	Blu Tenebre 1804	Blu Zaffiro 484	Blu Intenso 1818	Viola Madras 423	Viola Tramonto 424	Rosso Prugna 836
						
Rosso Antico 435	Rosso 431	Rosso Cavallino 1822	Arancio Canyon 835	Giallo Pop 861	Viola Sacro 1821	Fucsia 1840
						
Orchidea 1881	Viola Campanula 1827					

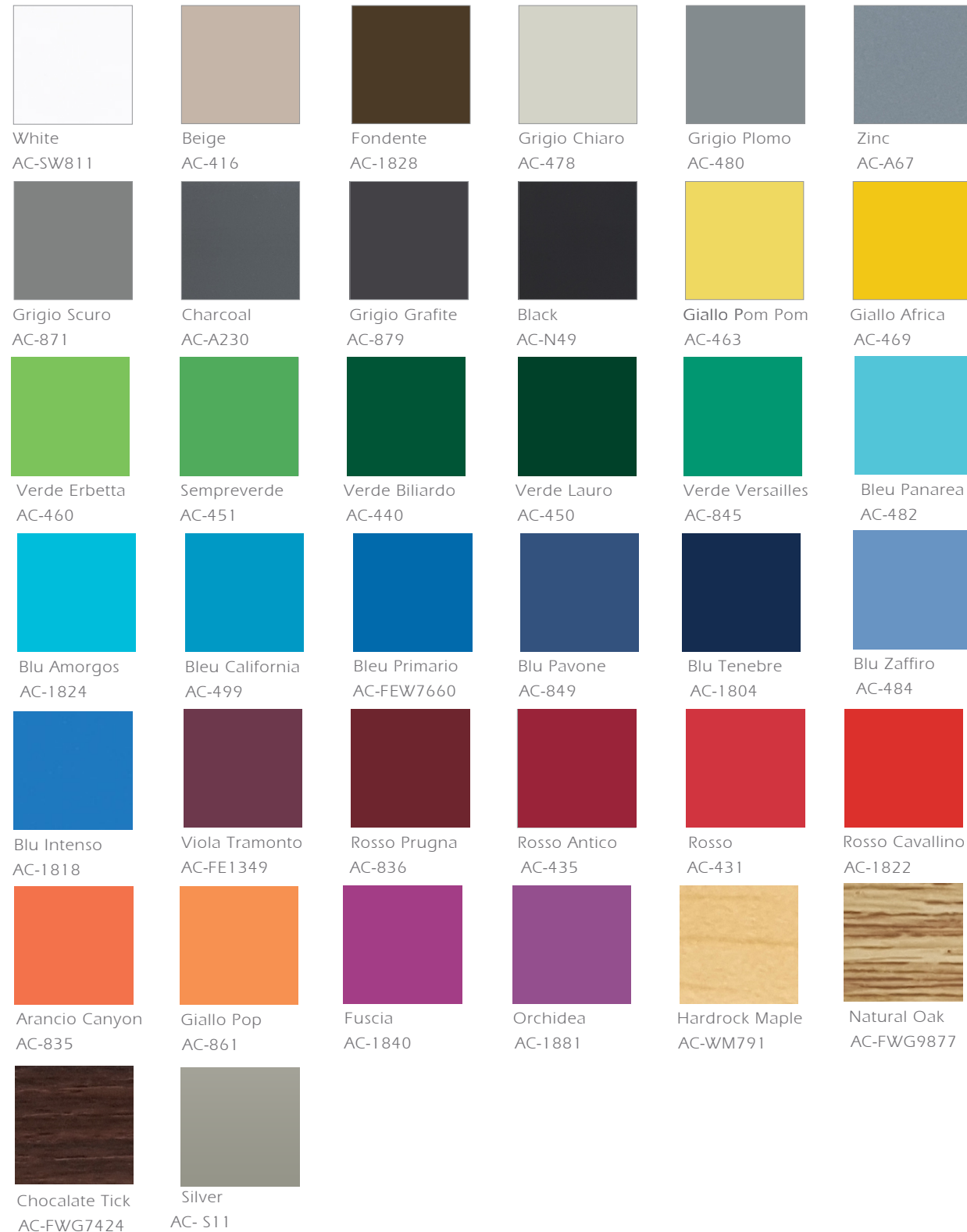
### METAL PAINT:

Thermal Paint Colours

						
White PS-111-W374	Antique White W11	Telegrey 4 RAL 7047	Grey A16	Zinc A67	Charcoal A230	Black N49
						
Black Sandtex N31	Sparkle Silver S11	Champagne S14	Beige Gray RAL 7006	Zinc Yellow RAL 1018	Traffic Yellow RAL 1023	Deep Orange RAL 2011
						
Traffic Red RAL 3020	Carmine Red RAL 3002	Purple Red RAL 3004	Claret Violet RAL 4004	Signa Violet RAL 4008	Traffic Purple RAL 4006	Blue Lilac RAL 4005
						
Yellow Green RAL 6018	Signal Green RAL 6032	Turquoise Green RAL 6016	Light Blue RAL 5012	Sky Blue RAL 5015	Gentian Blue RAL 5010	Cobalt Blue RAL 5013

### EDGE BAND COLOURS:

PVC edge band colour options



**HARDWOODS:** All hardwood materials used in the manufacturing of Palmieri products shall be Northern grown hardwoods. Hardwoods will be air and kiln dried to a moisture content of 5-7%. All hardwoods shall be of grade "A" material, free of material stains, imperfections, conformity of grain, texture and color. Hardwood species shall be Northern grown Red Oak, Clear White Northern Maple and Birch. American Cherry and Honduras Mahogany and Walnut are available. Please inquire for pricing.

**VENEER:** Exposed face veneers shall be not less than 1/28" thick plain sliced veneers. Veneers are to be selected for conformity of grain direction and color. Veneers are to be stitched tightly in a book match, slip match or plain sliced configuration. Unexposed veneers are to be of hardwood but not selected for color, or grain quality. Veneers are not to be lap joined or reveal any tape or glue lines.

**PARTICLE BOARD CORE:** The particleboard shall be formed of wood chips, bonded with a water resistance adhesive. The particleboard material is to be of a high density 45 lbs/cu. ft. having a minimum average modulus of rupture of 2400 psi and a minimum average modulus of elasticity of 4,000,000 psi.

**VENEER CORE:** Veneer core is to be constructed with odd numbers of plies. Each ply is to be laminated in pairs and cross banded in opposite directions with grain direction at a 90 degree angle to the grain of the center core. All plies are to be free from knots, wrinkles, laps or other natural or manufacturing defects.

**LUMBER CORE:** Lumber core is to be of the highest quality grade. Grade "A" select stock. Lumber core shall be constructed of solid random width strips not less than 2" wide nor more than 3 1/2" wide by 1" thick. Wood strips will be free from knots or other defects. All strips will be tightly joined using water resistance adhesives.

**HIGH PRESSURE LAMINATE:** Work surface laminate shall be .050" thick and used with balancing backer sheet of no less than .028" thick. Laminate shall conform to standards set by the American Standards Institute/National Electrical Manufacturers Association (ANSI/NEMA) for thickness, performance and appearance. Printed colours, abstract patterns and wood grains are reproduced from representative segments of large sheets and may differ slightly from the actual product.



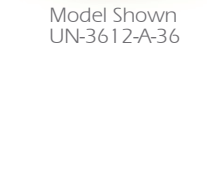
**FINISHING PROCEDURES:** All materials shall be inspected and treated with a final sanding and polishing operation before any staining and final finishing can be performed. All machine and mill marks are to be removed. Once the polishing and sanding has been performed, the furniture will then undergo the following stain and finishing procedures:




- Step 1 A base stain will be uniformly applied, wiped and then allowed to dry under factory controlled conditions.
- Step 2 A uniform coat of sealer will be applied and allowed to dry.
- Step 3 Sealer will be lightly sanded using 240 grit silicon paper.
- Step 4 A catalytic lacquer of 34-45 degree sheen is evenly applied and allowed to dry under factory controlled conditions.







**METAL FINISHING PROCEDURES:** All metal components are thoroughly cleaned and coated electrostatically with an epoxy powder coat paint finish. The metal components are then oven baked and cured for a lasting finish.





**EDGE BANDS:** All edge bands are manufactured in PVC, semi-rigid (Flex) and ABS. Standard edging size are normally 1.25" wide x 2 mm thick. These are made of the highest grade polymers and its materials are extensively tested prior to production using special test procedures and industry specification and quality standards.





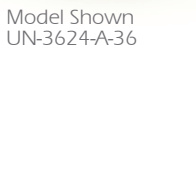
MODEL NUMBER	PRODUCT	WIDTH	DEPTH	HEIGHT	SHELF DEPTH	# OF SHELVES	# OF OPENINGS	WEIGHT	VOLUME	LIST PRICE	DESCRIPTION
 Model Shown UN-3612-S-36	UN-3010-S-24	Single Face Shelving	25 1/4"	10"	30"	9 1/2"	2			\$ 1,393	Back frame is made of a double 1" x 1" metal tube, with powder coat finish. End panel is made of 1" thick, 11-ply solid core with grade "A" veneer on two sides. Edge band is 1/4" external hardwood. Comes with adjustable upper shelves and one fixed bottom shelf. Low back metal shelves with a 1 1/4" high book stop. Shelf depths are 9 1/2", 11 1/2" and 14".
	UN-3010-A-24	Single Face Adder	24 1/4"	10"	30"	9 1/2"	2			\$ 1,095	
	UN-3012-S-24	Single Face Shelving	25 1/4"	12"	30"	11 1/2"	2			\$ 1,469	
	UN-3012-A-24	Single Face Adder	24 1/4"	12"	30"	11 1/2"	2			\$ 1,151	
 Model Shown UN-3612-A-36	UN-3010-S-30	Single Face Shelving	31 1/4"	10"	30"	9 1/2"	2			\$ 1,393	
	UN-3010-A-30	Single Face Adder	30 1/4"	10"	30"	9 1/2"	2			\$ 1,095	
	UN-3012-S-30	Single Face Shelving	31 1/4"	12"	30"	11 1/2"	2			\$ 1,469	
	UN-3012-A-30	Single Face Adder	30 1/4"	12"	30"	11 1/2"	2			\$ 1,151	
 Model Shown UN-3612-A-36	UN-3010-S-36	Single Face Shelving	37 1/4"	10"	30"	9 1/2"	2			\$ 1,329	
	UN-3010-A-36	Single Face Adder	36 1/4"	10"	30"	9 1/2"	2			\$ 1,042	
	UN-3012-S-36	Single Face Shelving	37 1/4"	12"	30"	11 1/2"	2			\$ 1,406	
	UN-3012-A-36	Single Face Adder	36 1/4"	12"	30"	11 1/2"	2			\$ 1,095	
	UN-3610-S-24	Single Face Shelving	25 1/4"	10"	36"	9 1/2"	2			\$ 1,454	
	UN-3610-A-24	Single Face Adder	24 1/4"	10"	36"	9 1/2"	2			\$ 1,127	
	UN-3612-S-24	Single Face Shelving	25 1/4"	12"	36"	11 1/2"	2			\$ 1,531	
	UN-3612-A-24	Single Face Adder	24 1/4"	12"	36"	11 1/2"	2			\$ 1,174	
	UN-3614-S-24	Single Face Shelving	25 1/4"	14"	36"	14"	2			\$ 1,602	
	UN-3614-A-24	Single Face Adder	24 1/4"	14"	36"	14"	2			\$ 1,236	
	UN-3610-S-30	Single Face Shelving	31 1/4"	10"	36"	9 1/2"	2			\$ 1,454	
	UN-3610-A-30	Single Face Adder	30 1/4"	10"	36"	9 1/2"	2			\$ 1,127	
	UN-3612-S-30	Single Face Shelving	31 1/4"	12"	36"	11 1/2"	2			\$ 1,531	
	UN-3612-A-30	Single Face Adder	30 1/4"	12"	36"	11 1/2"	2			\$ 1,174	
	UN-3614-S-30	Single Face Shelving	31 1/4"	14"	36"	14"	2			\$ 1,602	
	UN-3614-A-30	Single Face Adder	30 1/4"	14"	36"	14"	2			\$ 1,236	
	UN-3610-S-36	Single Face Shelving	37 1/4"	10"	36"	9 1/2"	2			\$ 1,383	
	UN-3610-A-36	Single Face Adder	36 1/4"	10"	36"	9 1/2"	2			\$ 1,065	
	UN-3612-S-36	Single Face Shelving	37 1/4"	12"	36"	11 1/2"	2			\$ 1,454	
	UN-3612-A-36	Single Face Adder	36 1/4"	12"	36"	11 1/2"	2			\$ 1,127	
	UN-3614-S-36	Single Face Shelving	37 1/4"	14"	36"	14"	2			\$ 1,531	
	UN-3614-A-36	Single Face Adder	36 1/4"	14"	36"	14"	2			\$ 1,174	

MODEL NUMBER	PRODUCT	WIDTH	DEPTH	HEIGHT	SHELF DEPTH	# OF SHELVES	# OF OPENINGS	WEIGHT	VOLUME	LIST PRICE	DESCRIPTION
	UN-4210-S-24	Single Face Shelving	25 1/4"	10"	42"	9 1/2"	3			\$ 1,624	Back frame is made of a double 1" x 1" metal tube, with powder coat finish. End panel is made of 1" thick, 11-ply solid core with grade "A" veneer on two sides. Edge band is 1/4" external hardwood. Comes with adjustable upper shelves and one fixed bottom shelf. Low back metal shelves with a 1 1/4" high book stop. Shelf depths are 9 1/2", 11 1/2" and 14".
	UN-4210-A-24	Single Face Adder	24 1/4"	10"	42"	9 1/2"	3			\$ 1,259	
	UN-4212-S-24	Single Face Shelving	25 1/4"	12"	42"	11 1/2"	3			\$ 1,703	
	UN-4212-A-24	Single Face Adder	24 1/4"	12"	42"	11 1/2"	3			\$ 1,323	
	UN-4214-S-24	Single Face Shelving	25 1/4"	14"	42"	14"	3			\$ 1,795	
	UN-4214-A-24	Single Face Adder	24 1/4"	14"	42"	14"	3			\$ 1,393	
	UN-4210-S-30	Single Face Shelving	31 1/4"	10"	42"	9 1/2"	3			\$ 1,624	
	UN-4210-A-30	Single Face Adder	30 1/4"	10"	42"	9 1/2"	3			\$ 1,259	
	UN-4212-S-30	Single Face Shelving	31 1/4"	12"	42"	11 1/2"	3			\$ 1,703	
	UN-4212-A-30	Single Face Adder	30 1/4"	12"	42"	11 1/2"	3			\$ 1,323	
	UN-4214-S-30	Single Face Shelving	31 1/4"	14"	42"	14"	3			\$ 1,795	
	UN-4214-A-30	Single Face Adder	30 1/4"	14"	42"	14"	3			\$ 1,393	
	UN-4210-S-36	Single Face Shelving	37 1/4"	10"	42"	9 1/2"	3			\$ 1,547	
	UN-4210-A-36	Single Face Adder	36 1/4"	10"	42"	9 1/2"	3			\$ 1,198	
	UN-4212-S-36	Single Face Shelving	37 1/4"	12"	42"	11 1/2"	3			\$ 1,624	
	UN-4212-A-36	Single Face Adder	36 1/4"	12"	42"	11 1/2"	3			\$ 1,259	
	UN-4214-S-36	Single Face Shelving	37 1/4"	14"	42"	14"	3			\$ 1,703	
	UN-4214-A-36	Single Face Adder	36 1/4"	14"	42"	14"	3			\$ 1,323	
	UN-4810-S-24	Single Face Shelving	25 1/4"	10"	48"	9 1/2"	3			\$ 1,680	
	UN-4810-A-24	Single Face Adder	24 1/4"	10"	48"	9 1/2"	3			\$ 1,282	
	UN-4812-S-24	Single Face Shelving	25 1/4"	12"	48"	11 1/2"	3			\$ 1,772	
	UN-4812-A-24	Single Face Adder	24 1/4"	12"	48"	11 1/2"	3			\$ 1,354	
	UN-4814-S-24	Single Face Shelving	25 1/4"	14"	48"	14"	3			\$ 1,858	
	UN-4814-A-24	Single Face Adder	24 1/4"	14"	48"	14"	3			\$ 1,416	
	UN-4810-S-30	Single Face Shelving	31 1/4"	10"	48"	9 1/2"	3			\$ 1,680	
	UN-4810-A-30	Single Face Adder	30 1/4"	10"	48"	9 1/2"	3			\$ 1,282	
	UN-4812-S-30	Single Face Shelving	31 1/4"	12"	48"	11 1/2"	3			\$ 1,772	
	UN-4812-A-30	Single Face Adder	30 1/4"	12"	48"	11 1/2"	3			\$ 1,354	
	UN-4814-S-30	Single Face Shelving	31 1/4"	14"	48"	14"	3			\$ 1,858	
	UN-4814-A-30	Single Face Adder	30 1/4"	14"	48"	14"	3			\$ 1,416	
	UN-4810-S-36	Single Face Shelving	37 1/4"	10"	48"	9 1/2"	3			\$ 1,602	
	UN-4810-A-36	Single Face Adder	36 1/4"	10"	48"	9 1/2"	3			\$ 1,220	
	UN-4812-S-36	Single Face Shelving	37 1/4"	12"	48"	11 1/2"	3			\$ 1,687	
	UN-4812-A-36	Single Face Adder	36 1/4"	12"	48"	11 1/2"	3			\$ 1,290	
	UN-4814-S-36	Single Face Shelving	37 1/4"	14"	48"	14"	3			\$ 1,772	
	UN-4814-A-36	Single Face Adder	36 1/4"	14"	48"	14"	3			\$ 1,354	

MODEL NUMBER	PRODUCT	WIDTH	DEPTH	HEIGHT	SHELF DEPTH	# OF SHELVES	# OF OPENINGS	WEIGHT	VOLUME	LIST PRICE	DESCRIPTION
 Model Shown UN-6012-S-36	UN-6010-S-24	Single Face Shelving	25 1/4"	10"	60"	9 1/2"	4			\$ 2,107	Back frame is made of a double 1" x 1" metal tube, with powder coat finish. End panel is made of 1" thick, 11-ply solid core with grade "A" veneer on two sides. Edge band is 1/4" external hardwood. Comes with adjustable upper shelves and one fixed bottom shelf. Low back metal shelves with a 1 1/4" high book stop. Shelf depths are 9 1/2", 11 1/2" and 14".
	UN-6010-A-24	Single Face Adder	24 1/4"	10"	60"	9 1/2"	4			\$ 1,671	
	UN-6012-S-24	Single Face Shelving	25 1/4"	12"	60"	11 1/2"	4			\$ 2,224	
	UN-6012-A-24	Single Face Adder	24 1/4"	12"	60"	11 1/2"	4			\$ 1,765	
	UN-6014-S-24	Single Face Shelving	25 1/4"	14"	60"	14"	4			\$ 2,332	
	UN-6014-A-24	Single Face Adder	24 1/4"	14"	60"	14"	4			\$ 1,851	
 Model Shown UN-6012-A-36	UN-6010-S-30	Single Face Shelving	31 1/4"	10"	60"	9 1/2"	4			\$ 2,107	
	UN-6010-A-30	Single Face Adder	30 1/4"	10"	60"	9 1/2"	4			\$ 1,671	
	UN-6012-S-30	Single Face Shelving	31 1/4"	12"	60"	11 1/2"	4			\$ 2,224	
	UN-6012-A-30	Single Face Adder	30 1/4"	12"	60"	11 1/2"	4			\$ 1,765	
	UN-6014-S-30	Single Face Shelving	31 1/4"	14"	60"	14"	4			\$ 2,332	
	UN-6014-A-30	Single Face Adder	30 1/4"	14"	60"	14"	4			\$ 1,851	
 Model Shown UN-6012-S-36	UN-6010-S-36	Single Face Shelving	37 1/4"	10"	60"	9 1/2"	4			\$ 2,006	
	UN-6010-A-36	Single Face Adder	36 1/4"	10"	60"	9 1/2"	4			\$ 1,593	
	UN-6012-S-36	Single Face Shelving	37 1/4"	12"	60"	11 1/2"	4			\$ 2,122	
	UN-6012-A-36	Single Face Adder	36 1/4"	12"	60"	11 1/2"	4			\$ 1,671	
	UN-6014-S-36	Single Face Shelving	37 1/4"	14"	60"	14"	4			\$ 2,224	
	UN-6014-A-36	Single Face Adder	36 1/4"	14"	60"	14"	4			\$ 1,765	
 Model Shown UN-7212-S-36	UN-7210-S-24	Single Face Shelving	25 1/4"	10"	72"	9 1/2"	5			\$ 2,091	
	UN-7210-A-24	Single Face Adder	24 1/4"	10"	72"	9 1/2"	5			\$ 1,602	
	UN-7212-S-24	Single Face Shelving	25 1/4"	12"	72"	11 1/2"	5			\$ 2,200	
	UN-7212-A-24	Single Face Adder	24 1/4"	12"	72"	11 1/2"	5			\$ 1,680	
	UN-7214-S-24	Single Face Shelving	25 1/4"	14"	72"	14"	5			\$ 2,309	
	UN-7214-A-24	Single Face Adder	24 1/4"	14"	72"	14"	5			\$ 1,765	
 Model Shown UN-7212-A-36	UN-7210-S-30	Single Face Shelving	31 1/4"	10"	72"	9 1/2"	5			\$ 2,091	
	UN-7210-A-30	Single Face Adder	30 1/4"	10"	72"	9 1/2"	5			\$ 1,602	
	UN-7212-S-30	Single Face Shelving	31 1/4"	12"	72"	11 1/2"	5			\$ 2,200	
	UN-7212-A-30	Single Face Adder	30 1/4"	12"	72"	11 1/2"	5			\$ 1,680	
	UN-7214-S-30	Single Face Shelving	31 1/4"	14"	72"	14"	5			\$ 2,309	
	UN-7214-A-30	Single Face Adder	30 1/4"	14"	72"	14"	5			\$ 1,765	
 Model Shown UN-7212-S-36	UN-7210-S-36	Single Face Shelving	37 1/4"	10"	72"	9 1/2"	5			\$ 1,989	
	UN-7210-A-36	Single Face Adder	36 1/4"	10"	72"	9 1/2"	5			\$ 1,524	
	UN-7212-S-36	Single Face Shelving	37 1/4"	12"	72"	11 1/2"	5			\$ 2,091	
	UN-7212-A-36	Single Face Adder	36 1/4"	12"	72"	11 1/2"	5			\$ 1,602	
	UN-7214-S-36	Single Face Shelving	37 1/4"	14"	72"	14"	5			\$ 2,200	
	UN-7214-A-36	Single Face Adder	36 1/4"	14"	72"	14"	5			\$ 1,680	

MODEL NUMBER	PRODUCT	WIDTH	DEPTH	HEIGHT	SHELF DEPTH	# OF SHELVES	# OF OPENINGS	WEIGHT	VOLUME	LIST PRICE	DESCRIPTION	
 Model Shown UN-8412-S-36	UN-8410-S-24	Single Face Shelving	25 1/4"	10"	84"	9 1/2"	6			\$ 2,286	Back frame is made of a double 1" x 1" metal tube, with powder coat finish. End panel is made of 1" thick, 11-ply solid core with grade "A" veneer on two sides. Edge band is 1/4" external hardwood. Comes with adjustable upper shelves and one fixed bottom shelf. Low back metal shelves with a 1 1/4" high book stop. Shelf depths are 9 1/2", 11 1/2" and 14".	
	UN-8410-A-24	Single Face Adder	24 1/4"	10"	84"	9 1/2"	6			\$ 1,748		
	UN-8412-S-24	Single Face Shelving	25 1/4"	12"	84"	11 1/2"	6			\$ 2,410		
	UN-8412-A-24	Single Face Adder	24 1/4"	12"	84"	11 1/2"	6			\$ 1,834		
	UN-8414-S-24	Single Face Shelving	25 1/4"	14"	84"	14"	6			\$ 2,527		
	UN-8414-A-24	Single Face Adder	24 1/4"	14"	84"	14"	6			\$ 1,929		
	UN-8410-S-30	Single Face Shelving	31 1/4"	10"	84"	9 1/2"	6			\$ 2,286		
	UN-8410-A-30	Single Face Adder	30 1/4"	10"	84"	9 1/2"	6			\$ 1,748		
	UN-8412-S-30	Single Face Shelving	31 1/4"	12"	84"	11 1/2"	6			\$ 2,410		
	UN-8412-A-30	Single Face Adder	30 1/4"	12"	84"	11 1/2"	6			\$ 1,834		
	UN-8414-S-30	Single Face Shelving	31 1/4"	14"	84"	14"	6			\$ 2,527		
	UN-8414-A-30	Single Face Adder	30 1/4"	14"	84"	14"	6			\$ 1,929		
	 Model Shown UN-8412-A-36	UN-8410-S-36	Single Face Shelving	37 1/4"	10"	84"	9 1/2"	6				\$ 2,177
		UN-8410-A-36	Single Face Adder	36 1/4"	10"	84"	9 1/2"	6				\$ 1,664
UN-8412-S-36		Single Face Shelving	37 1/4"	12"	84"	11 1/2"	6			\$ 2,293		
UN-8412-A-36		Single Face Adder	36 1/4"	12"	84"	11 1/2"	6			\$ 1,748		
UN-8414-S-36		Single Face Shelving	37 1/4"	14"	84"	14"	6			\$ 2,410		
UN-8414-A-36		Single Face Adder	36 1/4"	14"	84"	14"	6			\$ 1,834		
 Model Shown UN-9612-S-36		UN-9610-S-24	Single Face Shelving	25 1/4"	10"	96"	9 1/2"	7				\$ 2,494
		UN-9610-A-24	Single Face Adder	24 1/4"	10"	96"	9 1/2"	7				\$ 1,904
	UN-9612-S-24	Single Face Shelving	25 1/4"	12"	96"	11 1/2"	7			\$ 2,619		
	UN-9612-A-24	Single Face Adder	24 1/4"	12"	96"	11 1/2"	7			\$ 1,998		
	UN-9614-S-24	Single Face Shelving	25 1/4"	14"	96"	14"	7			\$ 2,752		
	UN-9614-A-24	Single Face Adder	24 1/4"	14"	96"	14"	7			\$ 2,091		
	UN-9610-S-30	Single Face Shelving	31 1/4"	10"	96"	9 1/2"	7			\$ 2,494		
	UN-9610-A-30	Single Face Adder	30 1/4"	10"	96"	9 1/2"	7			\$ 1,904		
	UN-9612-S-30	Single Face Shelving	31 1/4"	12"	96"	11 1/2"	7			\$ 2,619		
	UN-9612-A-30	Single Face Adder	30 1/4"	12"	96"	11 1/2"	7			\$ 1,998		
	UN-9614-S-30	Single Face Shelving	31 1/4"	14"	96"	14"	7			\$ 2,752		
	UN-9614-A-30	Single Face Adder	30 1/4"	14"	96"	14"	7			\$ 2,091		
	 Model Shown UN-9612-A-36	UN-9610-S-36	Single Face Shelving	37 1/4"	10"	96"	9 1/2"	7			\$ 2,379	
		UN-9610-A-36	Single Face Adder	36 1/4"	10"	96"	9 1/2"	7			\$ 1,811	
UN-9612-S-36		Single Face Shelving	37 1/4"	12"	96"	11 1/2"	7			\$ 2,494		
UN-9612-A-36		Single Face Adder	36 1/4"	12"	96"	11 1/2"	7			\$ 1,904		
UN-9614-S-36		Single Face Shelving	37 1/4"	14"	96"	14"	7			\$ 2,619		
UN-9614-A-36		Single Face Adder	36 1/4"	14"	96"	14"	7			\$ 1,998		



MODEL NUMBER	PRODUCT	WIDTH	DEPTH	HEIGHT	SHELF DEPTH	# OF SHELVES	# OF OPENINGS	WEIGHT	VOLUME	LIST PRICE	DESCRIPTION
 Model Shown UN-3624-S-36	UN-3620-S-24	Double Face Shelving	25 1/4"	20"	36"	9 1/2"	4			\$ 1,851	Back frame is made of a double 1" x 1" metal tube, with powder coat finish. End panel is made of 1" thick, 11-ply solid core with grade "A" veneer on two sides. Edge band is 1/4" external hardwood. Comes with adjustable upper shelves and one fixed bottom shelf. Low back metal shelves with a 1 1/4" high book stop. Shelf depths are 9 1/2", 11 1/2" and 14".
	UN-3620-A-24	Double Face Adder	24 1/4"	20"	36"	9 1/2"	4			\$ 1,447	
	UN-3624-S-24	Double Face Shelving	25 1/4"	24"	36"	11 1/2"	4			\$ 1,935	
	UN-3624-A-24	Double Face Adder	24 1/4"	24"	36"	11 1/2"	4			\$ 1,524	
	UN-3628-S-24	Double Face Shelving	25 1/4"	28"	36"	14"	4			\$ 2,037	
	UN-3628-A-24	Double Face Adder	24 1/4"	28"	36"	14"	4			\$ 1,593	
 Model Shown UN-3624-A-36	UN-3620-S-30	Double Face Shelving	31 1/4"	20"	36"	9 1/2"	4			\$ 1,851	
	UN-3620-A-30	Double Face Adder	30 1/4"	20"	36"	9 1/2"	4			\$ 1,447	
	UN-3624-S-30	Double Face Shelving	31 1/4"	24"	36"	11 1/2"	4			\$ 1,935	
	UN-3624-A-30	Double Face Adder	30 1/4"	24"	36"	11 1/2"	4			\$ 1,524	
	UN-3628-S-30	Double Face Shelving	31 1/4"	28"	36"	14"	4			\$ 2,037	
	UN-3628-A-30	Double Face Adder	30 1/4"	28"	36"	14"	4			\$ 1,593	
 Model Shown UN-3624-A-36	UN-3620-S-36	Double Face Shelving	37 1/4"	20"	36"	9 1/2"	4			\$ 1,757	
	UN-3620-A-36	Double Face Adder	36 1/4"	20"	36"	9 1/2"	4			\$ 1,375	
	UN-3624-S-36	Double Face Shelving	37 1/4"	24"	36"	11 1/2"	4			\$ 1,851	
	UN-3624-A-36	Double Face Adder	36 1/4"	24"	36"	11 1/2"	4			\$ 1,447	
	UN-3628-S-36	Double Face Shelving	37 1/4"	28"	36"	14"	4			\$ 1,935	
	UN-3628-A-36	Double Face Adder	36 1/4"	28"	36"	14"	4			\$ 1,524	







MODEL NUMBER	PRODUCT	WIDTH	DEPTH	HEIGHT	SHELF DEPTH	# OF SHELVES	# OF OPENINGS	WEIGHT	VOLUME	LIST PRICE	DESCRIPTION
UN-4220-S-24	Double Face Shelving	25 1/4"	20"	42"	9 1/2"	6	6			\$ 2,200	Back frame is made of a double 1" x 1" metal tube, with powder coat finish. End panel is made of 1" thick, 11-ply solid core with grade "A" veneer on two sides. Edge band is 1/4" external hardwood. Comes with adjustable upper shelves and one fixed bottom shelf. Low back metal shelves with a 1 1/4" high book stop. Shelf depths are 9 1/2", 11 1/2" and 14".
UN-4220-A-24	Double Face Adder	24 1/4"	20"	42"	9 1/2"	6	6			\$ 1,765	
UN-4224-S-24	Double Face Shelving	25 1/4"	24"	42"	11 1/2"	6	6			\$ 2,317	
UN-4224-A-24	Double Face Adder	24 1/4"	24"	42"	11 1/2"	6	6			\$ 1,851	
UN-4228-S-24	Double Face Shelving	25 1/4"	28"	42"	14"	6	6			\$ 2,433	
UN-4228-A-24	Double Face Adder	24 1/4"	28"	42"	14"	6	6			\$ 1,935	
UN-4220-S-30	Double Face Shelving	31 1/4"	20"	42"	9 1/2"	6	6			\$ 2,200	
UN-4220-A-30	Double Face Adder	30 1/4"	20"	42"	9 1/2"	6	6			\$ 1,765	
UN-4224-S-30	Double Face Shelving	31 1/4"	24"	42"	11 1/2"	6	6			\$ 2,317	
UN-4224-A-30	Double Face Adder	30 1/4"	24"	42"	11 1/2"	6	6			\$ 1,851	
UN-4228-S-30	Double Face Shelving	31 1/4"	28"	42"	14"	6	6			\$ 2,433	
UN-4228-A-30	Double Face Adder	30 1/4"	28"	42"	14"	6	6			\$ 1,935	
UN-4220-S-36	Double Face Shelving	37 1/4"	20"	42"	9 1/2"	6	6			\$ 2,091	
UN-4220-A-36	Double Face Adder	36 1/4"	20"	42"	9 1/2"	6	6			\$ 1,671	
UN-4224-S-36	Double Face Shelving	37 1/4"	24"	42"	11 1/2"	6	6			\$ 2,200	
UN-4224-A-36	Double Face Adder	36 1/4"	24"	42"	11 1/2"	6	6			\$ 1,765	
UN-4228-S-36	Double Face Shelving	37 1/4"	28"	42"	14"	6	6			\$ 2,317	
UN-4228-A-36	Double Face Adder	36 1/4"	28"	42"	14"	6	6			\$ 1,851	
UN-4820-S-24	Double Face Shelving	25 1/4"	20"	48"	9 1/2"	6	6			\$ 2,277	
UN-4820-A-24	Double Face Adder	24 1/4"	20"	48"	9 1/2"	6	6			\$ 1,795	
UN-4824-S-24	Double Face Shelving	25 1/4"	24"	48"	11 1/2"	6	6			\$ 2,394	
UN-4824-A-24	Double Face Adder	24 1/4"	24"	48"	11 1/2"	6	6			\$ 1,889	
UN-4828-S-24	Double Face Shelving	25 1/4"	28"	48"	14"	6	6			\$ 2,512	
UN-4828-A-24	Double Face Adder	24 1/4"	28"	48"	14"	6	6			\$ 1,983	
UN-4820-S-30	Double Face Shelving	31 1/4"	20"	48"	9 1/2"	6	6			\$ 2,277	
UN-4820-A-30	Double Face Adder	30 1/4"	20"	48"	9 1/2"	6	6			\$ 1,795	
UN-4824-S-30	Double Face Shelving	31 1/4"	24"	48"	11 1/2"	6	6			\$ 2,394	
UN-4824-A-30	Double Face Adder	30 1/4"	24"	48"	11 1/2"	6	6			\$ 1,889	
UN-4828-S-30	Double Face Shelving	31 1/4"	28"	48"	14"	6	6			\$ 2,512	
UN-4828-A-30	Double Face Adder	30 1/4"	28"	48"	14"	6	6			\$ 1,983	
UN-4820-S-36	Double Face Shelving	37 1/4"	20"	48"	9 1/2"	6	6			\$ 2,169	
UN-4820-A-36	Double Face Adder	36 1/4"	20"	48"	9 1/2"	6	6			\$ 1,703	
UN-4824-S-36	Double Face Shelving	37 1/4"	24"	48"	11 1/2"	6	6			\$ 2,277	
UN-4824-A-36	Double Face Adder	36 1/4"	24"	48"	11 1/2"	6	6			\$ 1,795	
UN-4828-S-36	Double Face Shelving	37 1/4"	28"	48"	14"	6	6			\$ 2,394	
UN-4828-A-36	Double Face Adder	36 1/4"	28"	48"	14"	6	6			\$ 1,889	









Model Shown  
UN-4824-S-36



Model Shown  
UN-4824-A-36

MODEL NUMBER	PRODUCT	WIDTH	DEPTH	HEIGHT	SHELF DEPTH	# OF SHELVES	# OF OPENINGS	WEIGHT	VOLUME	LIST PRICE	DESCRIPTION
 Model Shown UN-6024-S-36	UN-6020-S-24	Double Face Shelving	25 1/4"	20"	60"	9 1/2"	8			\$ 2,822	Back frame is made of a double 1" x 1" metal tube, with powder coat finish. End panel is made of 1" thick, 11-ply solid core with grade "A" veneer on two sides. Edge band is 1/4" external hardwood. Comes with adjustable upper shelves and one fixed bottom shelf. Low back metal shelves with a 1 1/4" high book stop. Shelf depths are 9 1/2", 11 1/2" and 14".
	UN-6020-A-24	Double Face Adder	24 1/4"	20"	60"	9 1/2"	8			\$ 2,293	
	UN-6024-S-24	Double Face Shelving	25 1/4"	24"	60"	11 1/2"	8			\$ 2,961	
	UN-6024-A-24	Double Face Adder	24 1/4"	24"	60"	11 1/2"	8			\$ 2,410	
	UN-6028-S-24	Double Face Shelving	25 1/4"	28"	60"	14"	8			\$ 3,110	
	UN-6028-A-24	Double Face Adder	24 1/4"	28"	60"	14"	8			\$ 2,527	
 Model Shown UN-6024-A-36	UN-6020-S-30	Double Face Shelving	31 1/4"	20"	60"	9 1/2"	8			\$ 2,822	
	UN-6020-A-30	Double Face Adder	30 1/4"	20"	60"	9 1/2"	8			\$ 2,293	
	UN-6024-S-30	Double Face Shelving	31 1/4"	24"	60"	11 1/2"	8			\$ 2,961	
	UN-6024-A-30	Double Face Adder	30 1/4"	24"	60"	11 1/2"	8			\$ 2,410	
	UN-6028-S-30	Double Face Shelving	31 1/4"	28"	60"	14"	8			\$ 3,110	
	UN-6028-A-30	Double Face Adder	30 1/4"	28"	60"	14"	8			\$ 2,527	
 Model Shown UN-6024-S-36	UN-6020-S-36	Double Face Shelving	37 1/4"	20"	60"	9 1/2"	8			\$ 2,682	
	UN-6020-A-36	Double Face Adder	36 1/4"	20"	60"	9 1/2"	8			\$ 2,177	
	UN-6024-S-36	Double Face Shelving	37 1/4"	24"	60"	11 1/2"	8			\$ 2,822	
	UN-6024-A-36	Double Face Adder	36 1/4"	24"	60"	11 1/2"	8			\$ 2,293	
	UN-6028-S-36	Double Face Shelving	37 1/4"	28"	60"	14"	8			\$ 2,961	
	UN-6028-A-36	Double Face Adder	36 1/4"	28"	60"	14"	8			\$ 2,410	
 Model Shown UN-7224-S-36	UN-7220-S-24	Double Face Shelving	25 1/4"	20"	72"	9 1/2"	10			\$ 2,846	
	UN-7220-A-24	Double Face Adder	24 1/4"	20"	72"	9 1/2"	10			\$ 2,254	
	UN-7224-S-24	Double Face Shelving	25 1/4"	24"	72"	11 1/2"	10			\$ 2,985	
	UN-7224-A-24	Double Face Adder	24 1/4"	24"	72"	11 1/2"	10			\$ 2,363	
	UN-7228-S-24	Double Face Shelving	25 1/4"	28"	72"	14"	10			\$ 3,134	
	UN-7228-A-24	Double Face Adder	24 1/4"	28"	72"	14"	10			\$ 2,481	
 Model Shown UN-7224-A-36	UN-7220-S-30	Double Face Shelving	31 1/4"	20"	72"	9 1/2"	10			\$ 2,846	
	UN-7220-A-30	Double Face Adder	30 1/4"	20"	72"	9 1/2"	10			\$ 2,254	
	UN-7224-S-30	Double Face Shelving	31 1/4"	24"	72"	11 1/2"	10			\$ 2,985	
	UN-7224-A-30	Double Face Adder	30 1/4"	24"	72"	11 1/2"	10			\$ 2,363	
	UN-7228-S-30	Double Face Shelving	31 1/4"	28"	72"	14"	10			\$ 3,134	
	UN-7228-A-30	Double Face Adder	30 1/4"	28"	72"	14"	10			\$ 2,481	
 Model Shown UN-7224-S-36	UN-7220-S-36	Double Face Shelving	37 1/4"	20"	72"	9 1/2"	10			\$ 2,705	
	UN-7220-A-36	Double Face Adder	36 1/4"	20"	72"	9 1/2"	10			\$ 2,146	
	UN-7224-S-36	Double Face Shelving	37 1/4"	24"	72"	11 1/2"	10			\$ 2,846	
	UN-7224-A-36	Double Face Adder	36 1/4"	24"	72"	11 1/2"	10			\$ 2,254	
	UN-7228-S-36	Double Face Shelving	37 1/4"	28"	72"	14"	10			\$ 2,985	
	UN-7228-A-36	Double Face Adder	36 1/4"	28"	72"	14"	10			\$ 2,363	

MODEL NUMBER	PRODUCT	WIDTH	DEPTH	HEIGHT	SHELF DEPTH	# OF SHELVES	# OF OPENINGS	WEIGHT	VOLUME	LIST PRICE	DESCRIPTION
 Model Shown UN-8424-S-36	UN-8420-S-24	Double Face Shelving	25 1/4"	20"	84"	9 1/2"	12			\$ 3,164	Back frame is made of a double 1" x 1" metal tube, with powder coat finish. End panel is made of 1" thick, 11-ply solid core with grade "A" veneer on two sides. Edge band is 1/4" external hardwood. Comes with adjustable upper shelves and one fixed bottom shelf. Low back metal shelves with a 1 1/4" high book stop. Shelf depths are 9 1/2", 11 1/2" and 14".
	UN-8420-A-24	Double Face Adder	24 1/4"	20"	84"	9 1/2"	12			\$ 2,512	
	UN-8424-S-24	Double Face Shelving	25 1/4"	24"	84"	11 1/2"	12			\$ 3,319	
	UN-8424-A-24	Double Face Adder	24 1/4"	24"	84"	11 1/2"	12			\$ 2,636	
	UN-8428-S-24	Double Face Shelving	25 1/4"	28"	84"	14"	12			\$ 3,490	
	UN-8428-A-24	Double Face Adder	24 1/4"	28"	84"	14"	12			\$ 2,760	
 Model Shown UN-8424-A-36	UN-8420-S-30	Double Face Shelving	31 1/4"	20"	84"	9 1/2"	12			\$ 3,164	
	UN-8420-A-30	Double Face Adder	30 1/4"	20"	84"	9 1/2"	12			\$ 2,512	
	UN-8424-S-30	Double Face Shelving	31 1/4"	24"	84"	11 1/2"	12			\$ 3,319	
	UN-8424-A-30	Double Face Adder	30 1/4"	24"	84"	11 1/2"	12			\$ 2,636	
	UN-8428-S-30	Double Face Shelving	31 1/4"	28"	84"	14"	12			\$ 3,490	
	UN-8428-A-30	Double Face Adder	30 1/4"	28"	84"	14"	12			\$ 2,760	
 Model Shown UN-8424-A-36	UN-8420-S-36	Double Face Shelving	37 1/4"	20"	84"	9 1/2"	12			\$ 3,000	
	UN-8420-A-36	Double Face Adder	36 1/4"	20"	84"	9 1/2"	12			\$ 2,387	
	UN-8424-S-36	Double Face Shelving	37 1/4"	24"	84"	11 1/2"	12			\$ 3,164	
	UN-8424-A-36	Double Face Adder	36 1/4"	24"	84"	11 1/2"	12			\$ 2,512	
	UN-8428-S-36	Double Face Shelving	37 1/4"	28"	84"	14"	12			\$ 3,319	
	UN-8428-A-36	Double Face Adder	36 1/4"	28"	84"	14"	12			\$ 2,636	
 Model Shown UN-9624-A-36	UN-9620-S-24	Double Face Shelving	25 1/4"	20"	96"	9 1/2"	14			\$ 3,482	
	UN-9620-A-24	Double Face Adder	24 1/4"	20"	96"	9 1/2"	14			\$ 2,768	
	UN-9624-S-24	Double Face Shelving	25 1/4"	24"	96"	11 1/2"	14			\$ 3,654	
	UN-9624-A-24	Double Face Adder	24 1/4"	24"	96"	11 1/2"	14			\$ 2,915	
	UN-9628-S-24	Double Face Shelving	25 1/4"	28"	96"	14"	14			\$ 3,841	
	UN-9628-A-24	Double Face Adder	24 1/4"	28"	96"	14"	14			\$ 3,056	
 Model Shown UN-9624-A-36	UN-9620-S-30	Double Face Shelving	31 1/4"	20"	96"	9 1/2"	14			\$ 3,482	
	UN-9620-A-30	Double Face Adder	30 1/4"	20"	96"	9 1/2"	14			\$ 2,768	
	UN-9624-S-30	Double Face Shelving	31 1/4"	24"	96"	11 1/2"	14			\$ 3,654	
	UN-9624-A-30	Double Face Adder	30 1/4"	24"	96"	11 1/2"	14			\$ 2,915	
	UN-9628-S-30	Double Face Shelving	31 1/4"	28"	96"	14"	14			\$ 3,841	
	UN-9628-A-30	Double Face Adder	30 1/4"	28"	96"	14"	14			\$ 3,056	
 Model Shown UN-9624-A-36	UN-9620-S-36	Double Face Shelving	37 1/4"	20"	96"	9 1/2"	14			\$ 3,312	
	UN-9620-A-36	Double Face Adder	36 1/4"	20"	96"	9 1/2"	14			\$ 2,636	
	UN-9624-S-36	Double Face Shelving	37 1/4"	24"	96"	11 1/2"	14			\$ 3,482	
	UN-9624-A-36	Double Face Adder	36 1/4"	24"	96"	11 1/2"	14			\$ 2,768	
	UN-9628-S-36	Double Face Shelving	37 1/4"	28"	96"	14"	14			\$ 3,654	
	UN-9628-A-36	Double Face Adder	36 1/4"	28"	96"	14"	14			\$ 2,915	



Model Shown  
UN-3612-S-M-36

MODEL NUMBER	PRODUCT	WIDTH	DEPTH	HEIGHT	SHELF DEPTH	# OF SHELVES	# OF OPENINGS	WEIGHT	VOLUME	LIST PRICE	DESCRIPTION
UN-3612-S-M-24	Single Face Shelving	25 1/4"	12"	36"	11 1/2"	2	2			\$ 1,897	Back frame is made of a double 1" x 1" metal tube, with powder coat finish. End panel is made of 1" thick, 11-ply solid core with grade "A" veneer on two sides. Edge band is 1/4" external hardwood. Comes with adjustable upper shelves and one fixed bottom shelf. Low back metal shelves with a 1 1/4" high book stop. Shelf depths are 9 1/2", 11 1/2" and 14".
UN-3612-A-M-24	Single Face Adder	24 1/4"	12"	36"	11 1/2"	2	2			\$ 1,547	
UN-3612-S-M-30	Single Face Shelving	31 1/4"	12"	36"	11 1/2"	2	2			\$ 1,897	
UN-3612-A-M-30	Single Face Adder	30 1/4"	12"	36"	11 1/2"	2	2			\$ 1,547	
UN-3612-S-M-36	Single Face Shelving	37 1/4"	12"	36"	11 1/2"	2	2			\$ 1,827	
UN-3612-A-M-36	Single Face Adder	36 1/4"	12"	36"	11 1/2"	2	2			\$ 1,493	
UN-4212-S-M-24	Single Face Shelving	25 1/4"	12"	42"	11 1/2"	3	3			\$ 2,263	Back frame is double 1" x 1" metal tube, with beige powder coat.
UN-4212-A-M-24	Single Face Adder	24 1/4"	12"	42"	11 1/2"	3	3			\$ 1,873	
UN-4212-S-M-30	Single Face Shelving	31 1/4"	12"	42"	11 1/2"	3	3			\$ 2,263	
UN-4212-A-M-30	Single Face Adder	30 1/4"	12"	42"	11 1/2"	3	3			\$ 1,873	
UN-4212-S-M-36	Single Face Shelving	37 1/4"	12"	42"	11 1/2"	3	3			\$ 2,184	
UN-4212-A-M-36	Single Face Adder	36 1/4"	12"	42"	11 1/2"	3	3			\$ 1,811	
UN-4812-S-M-24	Single Face Shelving	25 1/4"	12"	48"	11 1/2"	3	3			\$ 2,324	
UN-4812-A-M-24	Single Face Adder	24 1/4"	12"	48"	11 1/2"	3	3			\$ 1,897	
UN-4812-S-M-30	Single Face Shelving	31 1/4"	12"	48"	11 1/2"	3	3			\$ 2,324	
UN-4812-A-M-30	Single Face Adder	30 1/4"	12"	48"	11 1/2"	3	3			\$ 1,897	
UN-4812-S-M-36	Single Face Shelving	37 1/4"	12"	48"	11 1/2"	3	3			\$ 2,239	
UN-4812-A-M-36	Single Face Adder	36 1/4"	12"	48"	11 1/2"	3	3			\$ 1,841	



Model Shown  
UN-4812-S-M-36



MODEL NUMBER	PRODUCT	WIDTH	DEPTH	HEIGHT	SHELF DEPTH	# OF SHELVES	# OF OPENINGS	WEIGHT	VOLUME	LIST PRICE	DESCRIPTION
--------------	---------	-------	-------	--------	-------------	--------------	---------------	--------	--------	------------	-------------



Model Shown  
UN-6012-S-M-36

UN-6012-S-M-24	Single Face Shelving	25 1/4"	12"	60"	11 1/2"	4	4			\$ 2,961	Back frame is made of a double 1" x 1" metal tube, with powder coat finish. End panel is made of 1" thick, 11-ply solid core with grade "A" veneer on two sides. Edge band is 1/4" external hardwood. Comes with adjustable upper shelves and one fixed bottom shelf. Low back metal shelves with a 1 1/4" high book stop. Shelf depths are 9 1/2", 11 1/2" and 14".
UN-6012-A-M-24	Single Face Adder	24 1/4"	12"	60"	11 1/2"	4	4			\$ 2,494	
UN-6012-S-M-30	Single Face Shelving	31 1/4"	12"	60"	11 1/2"	4	4			\$ 2,961	
UN-6012-A-M-30	Single Face Adder	30 1/4"	12"	60"	11 1/2"	4	4			\$ 2,494	
UN-6012-S-M-36	Single Face Shelving	37 1/4"	12"	60"	11 1/2"	4	4			\$ 2,853	
UN-6012-A-M-36	Single Face Adder	36 1/4"	12"	60"	11 1/2"	4	4			\$ 2,417	

Back frame is double 1" x 1" metal tube, with beige powder coat.



Model Shown  
UN-7212-S-M-36

UN-7212-S-M-24	Single Face Shelving	25 1/4"	12"	72"	11 1/2"	5	5			\$ 3,116	Back frame is double 1" x 1" metal tube, with beige powder coat.
UN-7212-A-M-24	Single Face Adder	24 1/4"	12"	72"	11 1/2"	5	5			\$ 2,605	
UN-7212-S-M-30	Single Face Shelving	31 1/4"	12"	72"	11 1/2"	5	5			\$ 3,116	
UN-7212-A-M-30	Single Face Adder	30 1/4"	12"	72"	11 1/2"	5	5			\$ 2,605	
UN-7212-S-M-36	Single Face Shelving	37 1/4"	12"	72"	11 1/2"	5	5			\$ 3,016	
UN-7212-A-M-36	Single Face Adder	36 1/4"	12"	72"	11 1/2"	5	5			\$ 2,527	



Model Shown  
UN-8412-S-M-36

UN-8412-S-M-24	Single Face Shelving	25 1/4"	12"	84"	11 1/2"	6	6			\$ 3,514	Back frame is double 1" x 1" metal tube, with beige powder coat.
UN-8412-A-M-24	Single Face Adder	24 1/4"	12"	84"	11 1/2"	6	6			\$ 2,946	
UN-8412-S-M-30	Single Face Shelving	31 1/4"	12"	84"	11 1/2"	6	6			\$ 3,514	
UN-8412-A-M-30	Single Face Adder	30 1/4"	12"	84"	11 1/2"	6	6			\$ 2,946	
UN-8412-S-M-36	Single Face Shelving	37 1/4"	12"	84"	11 1/2"	6	6			\$ 3,397	
UN-8412-A-M-36	Single Face Adder	36 1/4"	12"	84"	11 1/2"	6	6			\$ 2,853	



Model Shown  
UN-3624-S-M-36

MODEL NUMBER	PRODUCT	WIDTH	DEPTH	HEIGHT	SHELF DEPTH	# OF SHELVES	# OF OPENINGS	WEIGHT	VOLUME	LIST PRICE	DESCRIPTION
UN-3624-S-M-24	Double Face Shelving	25 1/4"	24"	36"	11 1/2"	4	4			\$ 2,682	Back frame is made of a double 1" x 1" metal tube, with powder coat finish. End panel is made of 1" thick, 11-ply solid core with grade "A" veneer on two sides. Edge band is 1/4" external hardwood. Comes with adjustable upper shelves and one fixed bottom shelf. Low back metal shelves with a 1 1/4" high book stop. Shelf depths are 9 1/2", 11 1/2" and 14".
UN-3624-A-M-24	Double Face Adder	24 1/4"	24"	36"	11 1/2"	4	4			\$ 2,263	
UN-3624-S-M-30	Double Face Shelving	31 1/4"	24"	36"	11 1/2"	4	4			\$ 2,682	
UN-3624-A-M-30	Double Face Adder	30 1/4"	24"	36"	11 1/2"	4	4			\$ 2,263	
UN-3624-S-M-36	Double Face Shelving	37 1/4"	24"	36"	11 1/2"	4	4			\$ 2,588	
UN-3624-A-M-36	Double Face Adder	36 1/4"	24"	36"	11 1/2"	4	4			\$ 2,184	
UN-4224-S-M-24	Double Face Shelving	25 1/4"	24"	42"	11 1/2"	6	6			\$ 3,421	Back frame is double 1" x 1" metal tube, with beige powder coat.
UN-4224-A-M-24	Double Face Adder	24 1/4"	24"	42"	11 1/2"	6	6			\$ 2,953	
UN-4224-S-M-30	Double Face Shelving	31 1/4"	24"	42"	11 1/2"	6	6			\$ 3,421	
UN-4224-A-M-30	Double Face Adder	30 1/4"	24"	42"	11 1/2"	6	6			\$ 2,953	
UN-4224-S-M-36	Double Face Shelving	37 1/4"	24"	42"	11 1/2"	6	6			\$ 3,312	
UN-4224-A-M-36	Double Face Adder	36 1/4"	24"	42"	11 1/2"	6	6			\$ 2,868	
UN-4824-S-M-24	Double Face Shelving	25 1/4"	24"	48"	11 1/2"	6	6			\$ 3,506	
UN-4824-A-M-24	Double Face Adder	24 1/4"	24"	48"	11 1/2"	6	6			\$ 2,992	
UN-4824-S-M-30	Double Face Shelving	31 1/4"	24"	48"	11 1/2"	6	6			\$ 3,506	
UN-4824-A-M-30	Double Face Adder	30 1/4"	24"	48"	11 1/2"	6	6			\$ 2,992	
UN-4824-S-M-36	Double Face Shelving	37 1/4"	24"	48"	11 1/2"	6	6			\$ 3,382	
UN-4824-A-M-36	Double Face Adder	36 1/4"	24"	48"	11 1/2"	6	6			\$ 2,907	



Model Shown  
UN-4824-S-M-36

MODEL NUMBER	PRODUCT	WIDTH	DEPTH	HEIGHT	SHELF DEPTH	# OF SHELVES	# OF OPENINGS	WEIGHT	VOLUME	LIST PRICE	DESCRIPTION
--------------	---------	-------	-------	--------	-------------	--------------	---------------	--------	--------	------------	-------------



Model Shown  
UN-6024-S-M-36

UN-6024-S-M-24	Double Face Shelving	25 1/4"	24"	60"	11 1/2"	8	8			\$ 4,439	Back frame is made of a double 1" x 1" metal tube, with powder coat finish. End panel is made of 1" thick, 11-ply solid core with grade "A" veneer on two sides. Edge band is 1/4" external hardwood. Comes with adjustable upper shelves and one fixed bottom shelf. Low back metal shelves with a 1 1/4" high book stop. Shelf depths are 9 1/2", 11 1/2" and 14".
UN-6024-A-M-24	Double Face Adder	24 1/4"	24"	60"	11 1/2"	8	8			\$ 3,880	
UN-6024-S-M-30	Double Face Shelving	31 1/4"	24"	60"	11 1/2"	8	8			\$ 4,439	
UN-6024-A-M-30	Double Face Adder	30 1/4"	24"	60"	11 1/2"	8	8			\$ 3,880	
UN-6024-S-M-36	Double Face Shelving	37 1/4"	24"	60"	11 1/2"	8	8			\$ 4,299	
UN-6024-A-M-36	Double Face Adder	36 1/4"	24"	60"	11 1/2"	8	8			\$ 3,770	

Back frame is double 1" x 1" metal tube, with beige powder coat.






Model Shown  
UN-7224-S-M-36





UN-7224-S-M-24	Double Face Shelving	25 1/4"	24"	72"	11 1/2"	10	10			\$ 4,827	Back frame is double 1" x 1" metal tube, with beige powder coat.
UN-7224-A-M-24	Double Face Adder	24 1/4"	24"	72"	11 1/2"	10	10			\$ 4,204	
UN-7224-S-M-30	Double Face Shelving	31 1/4"	24"	72"	11 1/2"	10	10			\$ 4,827	
UN-7224-A-M-30	Double Face Adder	30 1/4"	24"	72"	11 1/2"	10	10			\$ 4,204	
UN-7224-S-M-36	Double Face Shelving	37 1/4"	24"	72"	11 1/2"	10	10			\$ 4,687	
UN-7224-A-M-36	Double Face Adder	36 1/4"	24"	72"	11 1/2"	10	10			\$ 4,097	




Model Shown  
UN-8424-S-M-36


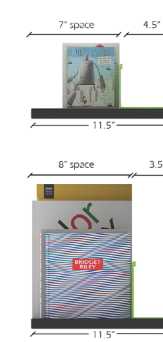
UN-8424-S-M-24	Double Face Shelving	25 1/4"	24"	84"	11 1/2"	12	12			\$ 5,535	Back frame is double 1" x 1" metal tube, with beige powder coat.
UN-8424-A-M-24	Double Face Adder	24 1/4"	24"	84"	11 1/2"	12	12			\$ 4,844	
UN-8424-S-M-30	Double Face Shelving	31 1/4"	24"	84"	11 1/2"	12	12			\$ 5,535	
UN-8424-A-M-30	Double Face Adder	30 1/4"	24"	84"	11 1/2"	12	12			\$ 4,844	
UN-8424-S-M-36	Double Face Shelving	37 1/4"	24"	84"	11 1/2"	12	12			\$ 5,372	
UN-8424-A-M-36	Double Face Adder	36 1/4"	24"	84"	11 1/2"	12	12			\$ 4,727	

	MODEL NUMBER	PRODUCT	WIDTH	DEPTH	HEIGHT	WEIGHT	VOLUME	LIST PRICE	DESCRIPTION
 Model Shown SL12-36	SL12-24	Slotted Metal Shelf	23 1/4"	11 1/2"	5"			\$ 248	Divider shelf is 5" high with 3 metal dividers. Shelf is slotted at 2" intervals.
	SL12-30		29 1/4"	11 1/2"	5"			\$ 248	
	SL12-36		35 1/4"	11 1/2"	5"			\$ 273	
 Model Shown M-LB12-36	M-LB10-24	Low Back Metal Shelf	23 1/4"	9 1/2"				\$ 86	Metal shelf with a 1 1/4" high book stop back edge.
	M-LB12-24		23 1/4"	11 1/2"				\$ 93	
	M-LB10-30	29 1/4"	9 1/2"				\$ 86		
	M-LB12-30	29 1/4"	11 1/2"				\$ 93		
 Model Shown M-F12-36	M-LB10-36		35 1/4"	9 1/2"				\$ 93	
	M-LB12-36		35 1/4"	11 1/2"				\$ 100	
	M-F10-24	Flat Metal Shelf	23 1/4"	9 1/2"	6"			\$ 86	Metal shelf with no book stop back edge.
	M-F12-24		23 1/4"	11 1/2"	6"			\$ 86	
	M-F10-30	29 1/4"	9 1/2"	6"			\$ 86		
	M-F12-30	29 1/4"	11 1/2"	6"			\$ 86		
M-F10-36	35 1/4"	9 1/2"	6"			\$ 86			
M-F12-36	35 1/4"	11 1/2"	6"			\$ 93			




	MODEL NUMBER	PRODUCT	WIDTH	DEPTH	HEIGHT	WEIGHT	VOLUME	LIST PRICE	DESCRIPTION	
 Model Shown G12-36	G10-24	Glass Shelf	23 1/4"	9 1/2"	6"			\$ 163	1/4" tempered glass.	
	G12-24		23 1/4"	11 1/2"	6"			\$ 163		
	G14-24		23 1/4"	14"	6"			\$ 163		
		G10-30		29 1/4"	9 1/2"	6"				\$ 171
		G12-30		29 1/4"	11 1/2"	6"				\$ 171
		G14-30		29 1/4"	14"	6"				\$ 171
		G10-36		35 1/4"	9 1/2"	6"				\$ 178
		G12-36		35 1/4"	11 1/2"	6"				\$ 178
		G14-36		35 1/4"	14"	6"				\$ 178
 Model Shown M-M12-36	M-M12-24	Hinged Magazine Shelf	23 1/4"	1"	12"	8 Lbs	0.2 Cu Ft	\$ 155	Hinged metal magazine shelf with 12" height and 1" deep x 3/4" high lip. Includes two side brackets for installation.	
	M-M12-30		29 1/4"	1"	12"			\$ 155		
	M-M12-36		35 1/4"	1"	12"			\$ 155		
 Model Shown M-ME12-36	M-ME12-24	Metal Media Shelf	23 1/4"	4 3/4"	12"	15 Lbs.	1 Cu Ft	\$ 260	18 gauge cold rolled steel with flanges. Front of shelf bent to 90 degrees, 4" high above the shelf. Back flange forms a triple bend. End flanges notched to accept 3/16" galvanized shelf support pin.	
	M-ME12-30		29 1/4"	4 3/4"	12"			\$ 271		
	M-ME12-36		35 1/4"	4 3/4"	12"			\$ 284		
 Model Shown M-SL12-36	M-SL12-24	Metal Picture Book Shelf	23 1/4"	11 1/2"	4 3/4"	9 Lbs	1 Cu Ft	\$ 304		
	M-SL12-30		29 1/4"	11 1/2"	4 3/4"			\$ 304		
	M-SL12-36		35 1/4"	11 1/2"	4 3/4"			\$ 312		







	MODEL NUMBER	PRODUCT	WIDTH	DEPTH	HEIGHT	WEIGHT	VOLUME	LIST PRICE	DESCRIPTION
	M-GSB-1024 M-GSB-1224	Bottom Metal Grooved Shelf Option						\$ 54 \$ 54	Grooved metal shelf to accept pendant dividers. Upcharge is applicable. Notes: Each shelf comes with one pendant divider. Additional pendants can be ordered separately.
	M-GSB-1030 M-GSB-1230		\$ 54 \$ 54						
	M-GSB-1036 M-GSB-1236		\$ 54 \$ 54						
	PD-01	Wire Pendant Divider						\$ 24	Wire Pendant Divider; chrome finish.
	WBS-01	Wire Book Support - For Low Back Shelf						\$ 31	Chrome Clip-on wire book support for low back shelves.
 <p>Model Shown M-BE6</p>	M-BE6	Metal Book End						\$ 24	Metal book end stop with rubber bottoms.
	M-BE9		\$ 31						
	M-SP-24	24" Metal Media Spacer	23 <sup>1</sup> / <sub>4</sub> "	3 <sup>1</sup> / <sub>2</sub> "	4 <sup>1</sup> / <sub>2</sub> "			\$ 48	Metal media spacers are utilized to reduce shelf space depth in order to accompany various medias such as paperbacks or DVDs. Universally, the spacer can reduce the shelf depth by either 3 <sup>1</sup> / <sub>2</sub> " or 4 <sup>1</sup> / <sub>2</sub> " in dimension.
	M-SP-30	30" Metal Media Spacer	29 <sup>1</sup> / <sub>4</sub> "	3 <sup>1</sup> / <sub>2</sub> "	4 <sup>1</sup> / <sub>2</sub> "			\$ 48	
	M-SP-36	36" Metal Media Spacer	35 <sup>1</sup> / <sub>4</sub> "	3 <sup>1</sup> / <sub>2</sub> "	4 <sup>1</sup> / <sub>2</sub> "			\$ 44	



# UNO

	MODEL NUMBER	PRODUCT	WIDTH	DEPTH	HEIGHT	WEIGHT	VOLUME	LIST PRICE	DESCRIPTION
 <p>Model Shown UN-BF-B-36</p>	UN-BF-A-24	Metal Back Frame "A"	23 1/4"		32"-48" Units			\$ 171	Metal 2 1/2" high kickplate installs with two drop-in pins and comes in sizes of 24", 30", and 36" wide.  Made of 1" x 1" metal tube with beige powder coat. "A" frame for shelving units: 32", 42", 48" high. "B" frame for shelving units: 60", 72", 84", 96" high.
	UN-BF-B-24	Metal Back Frame "B"	23 1/4"		60"-96" Units			\$ 342	
	UN-BF-A-30	Metal Back Frame "A"	29 1/4"		32"-48" Units			\$ 178	
	UN-BF-B-30	Metal Back Frame "B"	29 1/4"		60"-96" Units			\$ 348	
	UN-BF-A-36	Metal Back Frame "A"	35 1/4"		32"-48" Units			\$ 178	
	UN-BF-B-36	Metal Back Frame "B"	35 1/4"		60"-96" Units			\$ 348	
 <p>Model Shown UN-BAT1236</p>	UN-BAT1024	Single File Top Shelf	23 1/4"	10"	1"			\$ 217	Top is 1" thick, 11-ply solid core with grade "A" veneers on two sides. Edge band is 1/4" external solid hardwood.
	UN-BAT1224		23 1/4"	12"	1"			\$ 217	
	UN-BAT1424		23 1/4"	14"	1"			\$ 217	
	UN-BAT1030	29 1/4"	10"	1"			\$ 217		
	UN-BAT1230	29 1/4"	12"	1"			\$ 217		
	UN-BAT1430	29 1/4"	14"	1"			\$ 217		
	UN-BAT1036	35 1/4"	10"	1"			\$ 217		
	UN-BAT1236	35 1/4"	12"	1"			\$ 217		
	UN-BAT1436	35 1/4"	14"	1"			\$ 217		
 <p>Model Shown UN-BAT2436</p>	UN-BAT2024	Double File Top Shelf	23 1/4"	20"	1"			\$ 288	
	UN-BAT2424		23 1/4"	24"	1"			\$ 288	
	UN-BAT2824		23 1/4"	28"	1"			\$ 288	
	UN-BAT2030	29 1/4"	20"	1"			\$ 288		
	UN-BAT2430	29 1/4"	24"	1"			\$ 288		
	UN-BAT2830	29 1/4"	28"	1"			\$ 288		
	UN-BAT2036	35 1/4"	20"	1"			\$ 288		
	UN-BAT2436	35 1/4"	24"	1"			\$ 288		
	UN-BAT2836	35 1/4"	28"	1"			\$ 288		

MODEL NUMBER	PRODUCT	WIDTH	DEPTH	HEIGHT	WEIGHT	VOLUME	LIST PRICE	DESCRIPTION
 <p>Model Shown UN-BA7212E</p>	Single Face Bolt Assembly End Panels			UN-BA3610E	10	36	\$ 312	Made of 1' thick, 1 1-ply solid core with grade "A" veneer on two sides. Edge band is 1/4" external hardwood. Has adjustable levelers that allow for adjustments in 1 1/4" increments.
				UN-BA4210E	10	42	\$ 348	
				UN-BA4810E	10	48	\$ 373	
				UN-BA6010E	10	60	\$ 420	
				UN-BA7210E	10	72	\$ 466	
				UN-BA8410E	10	84	\$ 513	
				UN-BA9610E	10	96	\$ 505	
				UN-BA3612E	12	36	\$ 328	
				UN-BA4212E	12	42	\$ 359	
				UN-BA4812E	12	48	\$ 389	
UN-BA6012E	12	60	\$ 428					
UN-BA7212E	12	72	\$ 474					
UN-BA8412E	12	84	\$ 522					
UN-BA9612E	12	96	\$ 576					
UN-BA3614E	14	36	\$ 335					
UN-BA4214E	14	42	\$ 373					
UN-BA4814E	14	48	\$ 397					
UN-BA6014E	14	60	\$ 443					
UN-BA7214E	14	72	\$ 490					
UN-BA8414E	14	84	\$ 536					
UN-BA9614E	14	96	\$ 590					
 <p>Model Shown UN-BA7212M</p>	Single Face Bolt Assembly Mid Panels			UN-BA3610M	10	36	\$ 328	Made of 1' thick, 1 1-ply solid core with grade "A" veneer on two sides. Edge band is 1/4" external hardwood. Has adjustable levelers that allow for adjustments in 1 1/4" increments.
				UN-BA4210M	10	42	\$ 366	
				UN-BA4810M	10	48	\$ 397	
				UN-BA6010M	10	60	\$ 443	
				UN-BA7210M	10	72	\$ 490	
				UN-BA8410M	10	84	\$ 536	
				UN-BA9610M	10	96	\$ 529	
				UN-BA3612M	12	36	\$ 342	
				UN-BA4212M	12	42	\$ 373	
				UN-BA4812M	12	48	\$ 405	
UN-BA6012M	12	60	\$ 452					
UN-BA7212M	12	72	\$ 498					
UN-BA8412M	12	84	\$ 545					
UN-BA9612M	12	96	\$ 598					
UN-BA3614M	14	36	\$ 348					
UN-BA4214M	14	42	\$ 389					
UN-BA4814M	14	48	\$ 420					
UN-BA6014M	14	60	\$ 466					
UN-BA7214M	14	72	\$ 513					
UN-BA8414M	14	84	\$ 568					
UN-BA9614M	14	96	\$ 622					

MODEL NUMBER	PRODUCT	WIDTH	DEPTH	HEIGHT	WEIGHT	VOLUME	LIST PRICE	DESCRIPTION
 <p>Model Shown UN-BA7224E</p>	Double Face Bolt Assembly End Panels		20	36			\$ 373	Made of 1' thick, 1 1-ply solid core with grade "A" veneer on two sides. Edge band is 1/4" external hardwood. Has adjustable levelers that allow for adjustments in 1 1/4" increments.
			20	42			\$ 420	
			20	48			\$ 452	
			20	60			\$ 498	
			20	72			\$ 560	
			20	84			\$ 622	
			20	96			\$ 676	
			24	36			\$ 389	
			24	42			\$ 428	
			24	48			\$ 466	
		24	60			\$ 513		
		24	72			\$ 568		
		24	84			\$ 629		
		24	96			\$ 692		
		28	36			\$ 397		
		28	42			\$ 443		
		28	48			\$ 474		
		28	60			\$ 522		
		28	72			\$ 583		
		28	84			\$ 646		
		28	96			\$ 700		
 <p>Model Shown UN-BA7224M</p>	Double Face Bolt Assembly Mid Panels		20	36			\$ 397	Made of 1' thick, 1 1-ply solid core with grade "A" veneer on two sides. Edge band is 1/4" external hardwood. Has adjustable levelers that allow for adjustments in 1 1/4" increments.
			20	42			\$ 443	
			20	48			\$ 474	
			20	60			\$ 522	
			20	72			\$ 583	
			20	84			\$ 646	
			20	96			\$ 715	
			24	36			\$ 405	
			24	42			\$ 452	
			24	48			\$ 490	
		24	60			\$ 536		
		24	72			\$ 590		
		24	84			\$ 660		
		24	96			\$ 722		
		28	36			\$ 420		
		28	42			\$ 466		
		28	48			\$ 498		
		28	60			\$ 545		
		28	72			\$ 614		
		28	84			\$ 669		
		28	96			\$ 739		

Palmieri Furniture Limited ("Palmieri") warrants that its products and collections are free from defects in materials and workmanship for the life of the product, except as set forth below. Palmieri Limited Lifetime Warranty is valid from the date of delivery.

**Exceptions to the Limited Lifetime Warranty: Seating: two (2) years**

Goods sold hereunder are covered by a Limited Lifetime Warranty, free against defects in material and workmanship provided the goods and services are subjected to normal use and service. The applicable warranty period commences from shipping date to Purchaser of any item of the goods, whichever occurs first, or any other warranty period otherwise stipulated in writing by Palmieri under this sale. For components not supplied by Palmieri, the original manufacturer's warranty shall apply to the extent assignable by Palmieri. The obligation under this warranty is limited to the repair or replacement, at Palmieri's option, of defective parts F.O.B. point of shipment provided that prompt notice of any defect is given by Purchaser to Palmieri in writing within the applicable warranty period and that upon the Purchaser's return of the defective parts to Palmieri or, if designated by Palmieri, to the location where the works are made, properly packed and with transportation charges prepaid by Purchaser, an inspection thereof shall reveal to Palmieri's satisfaction that Purchaser's claim is valid under the terms of this warranty. Purchaser shall assume all responsibility and expense for dismantling, removal, re-installation and freight in connection with the foregoing. The same obligations and conditions extend to replacement parts furnished by Palmieri hereunder.

Palmieri does not assume liability for installation, labour or consequential damages. Palmieri makes no warranty other than the one set forth herein. All other warranties, legal, expressed or implied, including but not limited to any expressed or implied warranty of merchantability, of fitness for the intended use thereof or against infringement are hereby expressly excluded. The applicable warranty ceases to be effective if the goods are altered or repaired other than by persons authorized or approved by Palmieri to perform such work. Repairs or replacement deliveries do not interrupt or prolong the term of the warranty. The warranty ceases to be effective if Purchaser fails to handle and use the goods sold hereunder in a safe and reasonable manner and in accordance with any written instructions from the manufacturers.

**Warranty Does Not Apply To Product Failure Or Loss Resulting From:**

Abuse, misuse or accident, alteration or modification of product by customer or third party, normal wear and tear, improper installation, handling or incorrect use. The substitution of part components or hardware not approved or authorized by Palmieri, acts of God, unauthorized repairs, improper storage, and environmental conditions such as irregular temperature control either inside or outside the environment.

**Warranty Provides Exclusive Remedies:**

If a product fails under ordinary use as a result of a defect in material or workmanship, Palmieri will: (A) repair, or (B) replace the furniture. The replacement or repair of the Furniture or Seating will be at the discretion of Palmieri. If the defect or workmanship cannot be remedied on site, repairs can be made at the factory. (C) If the product repair or replacement is not commercially practicable or cannot be remade in a timely manner Palmieri will refund the purchase price of the affected product. A product "**Defect**" means: an inadequacy in the materials or workmanship of the product that (A) existed at the time when you received the product from Palmieri or Palmieri authorized Reseller and (B) causes a failure of the product to perform under ordinary use in accordance with the materials and documentation accompanying the product. "**Ordinary Use**" means: use of the product (A) in accordance with all applicable local, state or federal laws, codes and regulations and (B) in accordance with manufacturer recommendations and or instructions in the materials and documentation accompanying the product or through shop drawings. A "**Palmieri Authorized Reseller**" means: any dealer that is legally permitted to conduct business in the jurisdiction where the product is sold and is duly authorized by Palmieri to sell the product.

Warranty work must be approved by authorized personnel of Palmieri Furniture Limited in Richmond Hill, Ontario, Canada.

**A copy of the original purchase order must accompany all claims.**

**Warranty Does Not Cover:**

Matching of colours, stains, textures, grains and any other variations in materials. Select and Custom Surfaces and materials are only warranted for their application on the specified product and are not covered by our warranty, except as warranted by the original supplier, for quality, colorfastness, shade variations or abrasion and textiles purchased for Palmieri product.

**This limited warranty is the sole remedy for product defect and no other express or implied warranty is provided. Warranty is not transferable and valid only for the original purchaser acquiring a product from Palmieri or a Palmieri authorized reseller for the purchaser's own use and not for resale, remarketing or distribution. Limited Lifetime Warranty (25 years)**

**GENERAL**

The following Terms and Conditions of Quote and Sale shall apply to any sale of goods and services by Palmieri Furniture Limited (hereinafter called "Palmieri"). Purchaser shall be deemed to have full knowledge of the terms and conditions herein and such terms and conditions shall be binding if either the goods and services referred to herein are delivered to and accepted by Purchaser, or if Purchaser does not within five (5) days from the date hereof deliver to Palmieri written objection to said terms and conditions or any part thereof.

In the event of any conflict or inconsistency between the terms and conditions of sale herein and the terms and conditions contained in Purchaser's order or in any other form issued by Purchaser, whether or not any such form has been acknowledged or accepted by Palmieri, Palmieri's terms and conditions herein shall prevail. No waiver, alteration or modification of these terms and conditions shall be binding upon Palmieri unless made in writing and signed by a duly authorized representative of Palmieri.

**1. QUOTATIONS / PRODUCT QUOTED**

Unless otherwise stated, **Palmieri's quotations shall be null and void unless accepted by Purchaser within thirty (30) days from the date of quotation.** Quotes may be subject to change before order placement, due to increased material costs and or other factors that could impact the final cost of production and our final understanding of the product required. If the items quoted do not reflect the intended product requirements of the customer, Palmieri will not be held responsible for increased costs for those product changes. We reserve the right to edit or re-quote any portion of a previously submitted quotation subject to our final understanding of the product required by the client.

**2. PALMIERI DRAWINGS**

Palmieri provides drawings for Custom & Standard product we produce to our clients upon request. We consider these drawings to be Private and Confidential and are provided for the sole purpose and use of our clients to understand the product we are providing. The use of these confidential materials is limited to the transaction between the parties and at no point are these confidential materials to be sent to any of our competitors or parties quoting for the same purpose.

**A minimum \$ 85.00 NET Engineering Administrative Fee will apply for Custom Product Drawings**

**(Note: The first set of Custom product drawings will be free of charge)**

**A minimum \$ 120.00 NET Engineering Administrative Fee will apply for all Standard Product Drawings**



### 3. TERMS OF PAYMENT

For authorized customers; Orders at a \$ 75,000.00 threshold will require a mandatory 25% deposit. Orders over and above \$ 100,000.00 requires a mandatory (25%) deposit at time of order, a mandatory (25%) deposit prior to product shipment and the balance to be paid within thirty (30) days of date of shipment. Payment not be made to Palmieri when due, Palmieri reserves the right to charge Purchaser with interest on such overdue payments. Interest of 2% per month (24% per annum) is charged on all overdue accounts, unless otherwise specified. The charging of such interest shall not be construed as obligating Palmieri to grant any extension of time in the terms of payment. All goods remain the property of Palmieri, until balance is paid in full to Palmieri.

### 4. TITLE

Title to the goods or any part thereof shall not pass from Palmieri to Purchaser until all payments due hereunder have been duly made, except as otherwise expressly stipulated herein. The goods shall be and remain personal or moveable property, notwithstanding their mode of attachment to realty or other property. If default is made in any of the payments herein, Purchaser agrees that Palmieri may retain all payments which have been made on account of the purchase price as liquidated damages, and Palmieri shall be free to enter the premises where the goods may be located and remove them as Palmieri's property, without prejudice to Palmieri's right to recover any further expenses or damages Palmieri may suffer by reason of such nonpayment.

### 5. TAXES

Prices do not include Goods & Services Tax, Provincial or Municipal sales, use, value-added or similar tax. All applicable taxes are extra. Our Harmonized Sales Tax (HST) registration number is R104055066.

### 6. THE AGREEMENT

An acceptance and official confirmation of Purchasers' order by signing Palmieri's Order Confirmation the Purchaser therefore is accepting terms and conditions as expressed herein Palmieri's Terms and Conditions of Quote and Sale by Palmieri and shall constitute the complete agreement, subject to the terms and conditions of sale herein set forth, and shall supersede all previous quotations, orders or agreements.

### 7. LEAD TIME / DELIVERY / DELAYS

Lead time is determined only when final material/finish selection and drawing approvals are received by Palmieri from the client. The accuracy of Palmieri's lead times, is created to the best of our ability with the information provided to us. Confirmed lead time is conveyed to the client by means of Order Confirmation. They do not preclude the client from checking the accuracy of your requirement and our Order Confirmation. Any noted discrepancies are to be reported immediately to Palmieri Customer Service Department for correction and re-issue of revised Order Confirmation. By signing and dating the Order Confirmation the client accepts the terms and conditions of quote and sale.

Lead time on our Order Confirmation do not account for delays that could potentially occur for special materials specified by the client that are outside of our standard finishes and materials program that are out of our control and will affect the lead time on the order. Palmieri will notify the client immediately when these delays occur and adjust the lead time accordingly.

Delivery schedules are approximate and are based on prevailing market conditions applicable respectively at

the time of Palmieri's quotation and Palmieri's acceptance of clients' order, if certain portions of an order are completed by the quoted lead time while other portions have experienced delays outside of our control. The client may choose to part ship the order at their discretion and expense. Otherwise the entire order will ship with the delayed portion at a later date. Palmieri may extend delivery schedules or may, at its option, cancel Purchaser's order in full or in part without liability other than to return any deposit or prepayment which is unearned by reason of the cancellation.

### 8. CHANGES AND CANCELLATION

Orders accepted by Palmieri are not subject to changes or cancellation by Purchaser without the written consent of Palmieri. In such cases where Palmieri authorizes changes or cancellation, Palmieri reserves the right to charge the Purchaser with reasonable costs based upon expenses already incurred and commitments made by Palmieri, including, without limitation, any labour done, material purchased and also including Supplier's usual overhead and reasonable profit and cancellation charges from Palmieri's suppliers. Palmieri will communicate to the Purchaser additional costs incurred by way of Revised Order Confirmation. Revised Order Confirmation will include applicable costs incurred and modification to lead times (if applicable). The Purchaser must provide Palmieri written confirmation of additional costs, before any changes can be processed on the order.

**A minimum charge of \$ 100.00 NET Change Order Request fee will apply**

**A minimum charge of \$ 150.00 NET Cancel Order Request fee will apply**

### 9. SHIPPING LOCATION / SHIPPING QUOTES / COST OF TRANSPORTATION

Unless otherwise stated, all prices are F.O.B. our factory in Richmond Hill, Ontario, Canada.

Customary methods of transportation shall be selected by Palmieri and such transportation will be at Purchaser's expense. Shipping quotations are made at time of furniture quotation and are outside the control of Palmieri. **Shipping quotes are valid for ten (10) business days from the time of quote.** We do our best to maintain shipping costs as quoted, however all shipping weights and cubic feet shown are approximate only, various construction materials and packaging methods may add to the weights given. All quoted prices, unless otherwise stated on the quotation, are based on the current exchange rates, tariffs, fuel surcharges and costs of manufacture and are subject to change by Palmieri with or without notice until Purchaser's acceptance. Palmieri does not assume responsibility or liability for shipping costs, product during transit, or variances from the shipping weights or cubic feet shown in our specification guides. Special methods of transportation will be used upon Purchaser's request and at Purchaser's additional expense, provided reasonable notice of Purchaser's transportation requirements are given by Purchaser to Palmieri prior to shipment. Palmieri will notify the client prior to shipping product if shipping costs as quoted change, at which point the client must approve the adjusted shipping costs.

### 10. RECEIVING PRODUCT / REPORTING DAMAGE / STORAGE OF PRODUCT

Upon receipt of Palmieri product, the receiver of the goods must immediately inspect the product to ensure it is free of shipping damage. If the product is deemed in good order, the receiver of the product must ensure

to sign off on the accompanying carriers Bill of lading in good condition. Except for obligations stated under "Warranty" herein, Palmieri's responsibility for the product ceases once the product has been received and signed off in good order and is the full responsibility of the receiver and subsequently the owner.

In the event shipping damage is discovered during receipt of shipment, it is the responsibility of the receiver to ensure all noted damage is recorded on the carrier's Bill of Lading prior to sign off. All noted shipping damage claims must be reported to Palmieri within **24 hours** of receipt of the product onsite, failure to do so will result in the claim being deemed null and void. All shipping damage claims are to be reported directly to Palmieri's Shipping Manager. Please call our toll free number at **1-800-413-4440 ext. 33** or submit the claim by Fax directly to **1-905-731-9878**. Palmieri will not accept any shipping damage claims submitted **after 24 hours** and it shall be conclusively presumed that the goods were delivered in good condition.

Storage of product, Palmieri will not be held responsible for any potential damages or shortages for product shipped and received by Purchaser and is subsequently placed into storage and not inspected within 24 hours of receipt.

### 11. INSTALLATION / SHORTAGES / BACK CHARGES

Unless otherwise expressly stipulated, the goods shall be installed by and at the risk and expense of Purchaser.

In the event that Palmieri is requested to supervise such installation, Palmieri's responsibility shall be limited to exercising that degree of skill customary in the trade in supervising installations of the same type. Purchaser shall remain responsible for all other aspects of the work including compliance with the local regulations. It is the responsibility of the Purchaser to ensure hardware and parts are received in good order. Packing slip and hardware list to be provided by Palmieri with every order at time of shipping. Purchaser has the responsibility to notify Palmieri immediately without delay of issues that arise; subsequently Palmieri will take action to provide prompt resolution.

Shortages must be reported to Palmieri within **24 hours** of receipt of the goods and failure to do so may be at the expense of the Purchaser.

If deemed missing hardware and parts short shipped from the factory, Palmieri will arrange to ship freight prepaid to destination. Palmieri will only be responsible for replacement costs of missing hardware and parts, any labour costs incurred will be the responsibility of the Purchaser and will not be approved by Palmieri.

Back Charges will only be approved if we deemed a defect in the material or workmanship is found during the installation period resulting in a return trip to the job-site to complete installation. It shall remain the sole discretion of Palmieri to approve (A) repair or (B) replace the furniture and any labour costs incurred by the Purchaser.

### 12. FORCE MAJEURE

Palmieri shall not be responsible or liable for any loss or damage incurred by Purchaser herein resulting from causes beyond the reasonable control of Palmieri including, but without limitation, abuse, misuse or accident, alteration or modification of product by customer or third party, normal wear and tear, improper installation, handling or incorrect use, unauthorized repairs, the substitution of part components or hardware not approved or authorized by Palmieri, improper storage, and environmental conditions such as irregular temperature control

either inside or outside the environment, acts of God, fire, flood, delays in transportation, or the failure of Palmieri's suppliers to meet their delivery promises. The acceptance of delivery of the goods by Purchaser shall constitute a waiver of all claims for loss or damage due to any delay whatsoever.

### 13. RETURNED GOODS

No goods may be returned to Palmieri for a credit or exchanged without Palmieri's prior written consent.

Palmieri reserves the right to accept all returns and subject to a handling/restocking charge or to decline all returns. Even after Palmieri has authorized the return of goods for credit, Palmieri reserves the right to adjust the amount of any credit given to Purchaser on return of the goods based on the conditions of the goods on arrival in Palmieri's warehouse. Credit for returned goods will be issued to Purchaser only where such goods are returned by Purchaser and not by any subsequent owner of the goods. Goods will be considered for return only if they are in their original condition and packaging. Palmieri Goods Return Authorization Form to be issued and **must** accompany all shipments returning back to the factory. **Return freight must be prepaid by Purchaser. A minimum 20% re-stocking fee will apply.**

# PALMIERI

create. communicate. collaborate.

---

Palmieri Furniture Ltd.

1230 Reid Street  
Richmond Hill  
Ontario Canada L4B 1C4

T: 905 731 9300  
F: 905 731 9878  
TF: 800 413 4440

E: [info@palmierifurniture.com](mailto:info@palmierifurniture.com)  
W: [www.palmierifurniture.com](http://www.palmierifurniture.com)