


PALLMER

LAVORO
MAKER
SPECIFICATION GUIDE
& PRICE LIST 2024

WOODS & FINISHES:

Natural Maple Standard



Natural Clear – M-NA

Maple Finishes

The following stains are available, add 10% to list




Castle Oak – M-CO



Honey Oak – M-HO




English Oak – M-EN



Victorian Cherry – M-VI



Richmond Cherry – M-RC



Mahogany – M-MA




Java – M-JA



Wenge – M-WE

METAL PAINT:

Thermal Paint Colours




White
PS-111-W374



Antique White
W11



Telegrey 4
RAL 7047



Grey
A16



Zinc
A67



Charcoal
A230




Black
N49




Black Sandtex
N31



Sparkle Silver
S11



Champagne
S14



Beige Gray
RAL 7006



Zinc Yellow
RAL 1018



Traffic Yellow
RAL 1023



Deep Orange
RAL 2011



Traffic Red
RAL 3020



Carmine Red
RAL 3002



Purple Red
RAL 3004



Claret Violet
RAL 4004



Signa Violet
RAL 4008



Traffic Purple
RAL 4006



Blue Lilac
RAL 4005



Yellow Green
RAL 6018



Signal Green
RAL 6032



Turquoise Green
RAL 6016



Light Blue
RAL 5012



Sky Blue
RAL 5015



Gentian Blue
RAL 5010



Cobalt Blue
RAL 5013

HARDWOODS: All hardwood materials used in the manufacturing of Palmieri products shall be Northern grown hardwoods. Hardwoods will be air and kiln dried to a moisture content of 5-7%. All hardwoods shall be of grade "A" material, free of material stains, imperfections, conformity of grain, texture and colour. **METAL FINISHING PROCEDURES:** All metal components are thoroughly cleaned and coated electrostatically with an epoxy powder coat paint finish. The metal components are then oven baked and cured for a lasting finish.

EDGE BAND COLOURS:

PVC edge band colour options



White
AC-SW811



Beige
AC-416



Fondente
AC-1828



Grigio Chiaro
AC-478




Grigio Plomo
AC-480



Zinc
AC-A67



Grigio Scuro
AC-871



Charcoal
AC-A230



Grigio Grafite
AC-879



Black
AC-N49



Giallo Pom Pom
AC-463



Giallo Africa
AC-469



Verde Erbetta
AC-460



Sempreverde
AC-451



Verde Biliardo
AC-440



Verde Lauro
AC-450



Verde Versailles
AC-845



Bleu Panarea
AC-482



Blu Amorgos
AC-1824



Bleu California
AC-499



Bleu Primario
AC-838



Blu Pavone
AC-849



Blu Tenebre
AC-1804



Blu Zaffiro
AC-484



Blu Intenso
AC-1818



Viola Tramonto
AC-424



Rosso Prugna
AC-836



Rosso Antico
AC-435



Rosso
AC-431



Rosso Cavallino
AC-1822



Arancio Canyon
AC-835




Giallo Pop
AC-861



Fucsia
AC-1840




Orchidea
AC-1881



Hardrock Maple
AC-WM791



Natural Oak
AC-FWG9877



Chocolate Tick
AC-FWG7424




Silver
AC- S11

EDGE BANDS: All edge bands are manufactured in PVC, semi-rigid (Flex) and ABS. Standard edging size are normally 1.25" wide x 2 mm thick. These are made of the highest grade polymers and its materials are extensively tested prior to production using special test procedures and industry specification and quality standards.

WILSONART® LAMINATES:

Solid, Abstract and Wood Grain Options

					
Frosty White 1573-60	Natural Almond D30-60	Beige 1530-60	Fashion Grey D381-60	Dove Grey D92-60	Slate Grey D91-60
					
Black 1595-60	Indigo D379-60	Maroochy Brush 4745-60	Woolamai Brush 4746-60	Blue Agave 4919-60	Eggplant 4913-60
					
Spiced Zephyr 4859-60	Morro Zephyr 4846-60	Fusion Maple 7909-60	Bannister Oak 7806-60	Mambo 7948-60	Cocobala 7942-38
					
Walnut Heights 7965-38	Wild Cherry 7054-60	Phantom Pearl 8211-38	White Driftwood 8200-38	Grey Elm 8201-38	Phantom Cocoa 8213-38
					
Studio Teak 7960-38	Skyline Walnut 7964-38	Phantom Charcoal 8214-38	Asian Night 7949-38		

ABET LAMINATES:







Solid Colour Options

						
Bianco Ghiaccio 410	Beige 416	West Brown 892	Fondente 1828	Grigio Chiaro 478	Grigio Plomo 480	Grigio Scuro 871
						
Grigio Grafite 879	Nero 421	Giallo Pom Pom 463	Giallo Africa 469	Verde Erbetta 460	Sempreverde 451	Verde Biliardo 440
						
Verde Lauro 450	Verde Versailles 845	Bleu Panarea 482	Blu Amorgos 1824	Bleu California 499	Bleu Primario 838	Blu Cobalto 851
						
Blu Pavone 849	Blu Tenebre 1804	Blu Zaffiro 484	Blu Intenso 1818	Viola Madras 423	Viola Tramonto 424	Rosso Prugna 836
						
Rosso Antico 435	Rosso 431	Rosso Cavallino 1822	Arancio Canyon 835	Giallo Pop 861	Viola Sacro 1821	Fucsia 1840
						
Orchidea 1881	Viola Campanula 1827					

HIGH PRESSURE LAMINATE: Work surface laminate shall be .050" thick and used with balancing backer sheet of no less than .028" thick. Laminate shall conform to standards set by the American Standards Institute/National Electrical Manufacturers Association (ANSI/NEMA) for thickness, performance and appearance. Printed colours, abstract patterns and wood grains are reproduced from representative segments of large sheets and may differ slightly from the actual product.

EPOXY RESIN LABORATORY TOP COLOURS: (see applicable upcharges below for particular colours)

Solid Epoxy Resin Colours

add \$ 5,051 to list	add \$ 3,898 to list	add \$ 3,898 to list	add \$ 3,898 to list	add \$ 3,898 to list	Standard Colour (no upcharge)
					
Lunar White LW	Grey GY	Tan TA	Dark Khaki DK	Graphite GP	Black Onyx BO

EPOXY RESIN LABORATORY SURFACE TOP: (1 YEAR WARRANTY)

Care & Maintenance:

Epoxy Resin work surfaces are durable, non-porous, man-made stone products that are relatively unaffected by most chemicals, heat, flame and moisture. These super-tough surfaces' physical properties are seldom compromised; however, they do require periodic care and maintenance throughout the life of the lab or school room to keep the surfaces looking like new. It is recommended that a monthly or quarterly inspection of all surfaces, plus daily or weekly cleanings to maintain your epoxy resin's original finish and to help ensure a safe, uncontaminated working environment.

Material Composition:

1. Sheets cast from modified epoxy resin and non-asbestos inert fillers; compounded mixture cured and thermoset specifically from formulation to provide exceptional physical and chemical resistance required in medium to heavy duty laboratory environments.
**** OR ****
2. Sheets cast from modified epoxy resin and non-asbestos inert fillers with 10 percent of filler certified as post-consumer glass by SCS; compounded mixture cured and thermoset specifically from formulation to provide exceptional physical and chemical resistance required in medium to heavy duty laboratory environments.
3. Sheets monolithic throughout without surface coating application.
4. Certified to NSF/ANSI 51. Durcon / Epoxy Resin Handbook / 32 © 2010 Durcon Incorporated. Printed in USA.

Design Guide:

5. Certified by GREENGUARD under Indoor Air Quality and Children and Schools Certification Programs.
6. Physical properties; minimum acceptable physical performance in accordance with SEFA 3 testing procedures:
 - a. Density/specific gravity: Tested to ASTM D792; minimum test rating of 134.8 PSF or 2.16 gcm.
 - b. Rockwell hardness: Tested to ASTM D785; minimum M scale rating of 110.
 - c. Fire resistance: tested to ASTM D635; classified as self-extinguishing.
 - d. Surface burning characteristics: Tested to ASTM E84; flame spread index 7.4 and smoke develop index of 221.2.
 - e. Surface burning characteristics in vertical position: Tested to ASTM D3801; maximum flame spread index of 7.4 and smoke developed index of 221.2.
 - f. Coefficient of linear thermal expansion: Tested to ASTM D696; rating of 2.46 x 10⁻⁵.
 - g. Heat deflection: Tested to ASTM D648; maximum 205 degrees F or 96 degrees C.
 - h. Flexural strength: Tested to ASTM D790; minimum rating 14.9 KPSI or 103 Mpa.
 - i. Flexural modulus: Tested to ASTM D790; 2,777,501 PSI or 19.2 Gpa.
 - j. Water absorption, 24 hours: tested to ASTM D570; maximum 0.008 percent by weight.

k. Compression strength: Tested to ASTM D695; minimum 38.4 kpsi or 265 Mpa.

l. Chemical resistance; minimum acceptable chemical resistance performance in accordance with SEFA 8:

Reagent Tested	Method	Rating	Reagent Tested	Method	Rating	Reagent Tested	Method	Rating
Amyl Acetone	A	0	Ethyl Ether	A	0	Phosphoric Acid, 85%	B	0
Ethyl Acetate	A	1	Formaldehyde 37%	A	0	Silver Nitrate, Saturated	B	0
Acetic Acid 98%	B	0	Formic Acid 90%	B	1	Sodium Hydroxide, 10%	B	0
Acetone	A	1	Furfural	A	0	Sodium Hydroxide, 20%	B	1
Acid Dichromate 5%	B	0	Gasoline	A	0	Sodium Hydroxide, 40%	B	1
Butyl Alcohol	A	0	Hydrochloric Acid 37%	B	0	Sodium Hydroxide, Flake	B	0
Ethyl Alcohol	A	0	Hydrofluoric Acid 48%	B	3	Sodium Sulfide, Saturated	B	0
Methyl Alcohol	A	0	Hydrogen Peroxide 28%	B	0	Sulfuric Acid, 25%	B	0
Ammonium Hydroxide, 28%	B	0	Tincture of Iodine	B	0	Sulfuric Acid, 85%	B	1
Benzene	A	1	Methyl Ethyl Ketone	A	1	Sulfuric Acid, 96%	B	3
Carbon Tetrachloride	A	0	Methylene Chloride	A	1	Sulfuric Acid 85%, and Nitric Acid 70%, equal parts	B	1
Chloroform	A	1	Mono Chlorobenzene	A	1	Toluene	A	0
Chromic Acid 60%	B	0	Napthalene	A	0	Trichlorethylene	A	1
Cresol	A	0	Nitric Acid, 20%	B	0	Xylene	A	0
Dichloro Acetic Acid	A	0	Nitric Acid, 30%	B	0	Zinc Chloride, Saturated	B	0
Dimethylformamide	A	0	Nitric Acid, 70%	B	0			
Dioxane	A	1	Phenol 90%	A	0			

Testing Method Descriptions:

Method A

- Volatile chemicals (organic solvents): Cotton ball saturated with test reagent is placed in one-ounce bottle (20 x 75 mm test tube or similar container) with reservoir of liquid above ball. Container is inverted on test material for period of 24 hours at standard temperature 23 degrees C plus or minus 2 degrees C (73 degrees F plus or minus 4 degrees F).

Method B

- Non-Volatile Chemicals: Five drops (1/4 cc) of test reagent are placed on test material surface. Reagent is then covered with watch glass (25 mm) for period of no less than 24 hours at standard temperature of 23 degrees C plus or minus 2 degrees C (73 degrees F plus or minus 4 degrees F).

Result Definitions:

- 0 - No Effect: No detectable change in material surface.
- 1 - Good: Slight detectable change in colour or gloss but no change to function or life of work surface material.
- 2 - Fair: Slight surface etching or severer staining. Clearly discernible change in colour or gloss but no significant impairment of surface life or function.
- 3 - Poor: Pitting, cratering or erosion of work surface material; obvious and significant deterioration. Objectionable change in appearance due to surface discoloration.

Do's & Don'ts with Epoxy Resin Surface Tops:

Do's

- * Do clean up liquid and dry spills immediately with a paper towel or clean rag
- * Do protect the feet of lab apparatus with rubber, felt or a protective pad
- * Do place a trivet under all hot containers and components
- * Do extinguish all flames on the work surface
- * Do apply a thin coat of finish oil or Murphy's Oil periodically
- * Do educate all users in the proper care of epoxy resin work surfaces

Don'ts

- * Do not drag items across the surface
- * Do not cut, chop or strike items directly on the surface
- * Do not drop items onto the surface
- * Do not use abrasive powders, sandpaper or metallic scouring pads on work surfaces
- * Do not store chairs on the work surface without a protective covering such as cardboard
- * Do not melt dry ice with hot water directly on the surface, as the thermal shock may break the joints or cause the surface to fracture
- * Do not wax the surface (or use polish containing wax)

OTHER OPTIONS AVAILABLE:

a) Hanging Hooks:

Metal hooks are ideal for portable, hand-held tools, supplies and equipment.

Add \$ 177/pair to list



b) Oversized Surface Tops:

Available in the following options below.







a) 6" overhang on 1 side of the table

b) 12" overhang on both sides of the table (6" per side)






Add \$ 177 to list



Add \$ 355 to list







	MODEL NUMBER	PRODUCT	WIDTH	DEPTH	HEIGHT	WEIGHT	VOLUME	LIST PRICE	DESCRIPTION
	PW-G3D	Grommet: 3" Diameter	3"	3"	3/4"	0.1 Lb		\$ 131	Black plastic grommet complete with snap on cover. NOTE: Specify location when ordering.
	PW-OWMT-30	Wire Management: Open Channel	30"	1 1/4"	2 1/2"	1 Lb	0.3 Cu Ft	\$ 131	Black plastic channel may be screwed or double sided taped to any flat surface.
	PW-LM-SLWM-1	Wire Management: Steel Leg: 1 Location	2"	2"		5 Lbs	0.5 Cu Ft	\$ 483	Steel leg wire management constructed from 2" square, 16 gauge steel with electrostatically applied powder paint. Top and bottom of leg to receive cut outs to allow cord to feed through top of leg and exit through the bottom. Leg comes complete with leveller. Available up to 39" high. Specify size and location required when ordering. Available in 1 or 2 locations as shown below.
	PW-LM-SLWM-2	Wire Management: Steel Leg: 2 Locations	2"	2"		5 Lbs	0.5 Cu Ft	\$ 723	
	PW-SPC-4	Power Bar: 4 Outlets	12"	2"	1"	1 Lb	0.1 Cu Ft	\$ 194	Slimline power column 4 or 6 receptacle. Power columns are rated 15 Amp, 125 Volts A.C. and feature a resettable 15 Amp circuit breaker. Units have a 3' cord, a switch and indicator light. UL listed and CSA approved. NOTE: Units cannot be interconnected.
	PW-SPC-6	6 Outlets	12"	2"	1"	1 Lb	0.1 Cu Ft	\$ 194	
	PW-100-M-2P-1U	Desktop Power: 2 Power Outlets/1 USB Port	5"	3"	4"			\$ 987	Desktop Power allows you to easily plug in laptops, phones and more—without fishing under the table. Modern lines, smooth anodized aluminum construction and stylish 72" braided cord options make it a stand out that can easily blend in when needed. Available with 1 USB duplex port and in Black faceplate & trim finish.







	MODEL NUMBER	PRODUCT	WIDTH	DEPTH	HEIGHT	WEIGHT	VOLUME	LIST PRICE	DESCRIPTION
	PW-200-Z-3P-1U PW-200-Z-2P-2U PW-200-Z-4P	Flat Mount Power: 3 Power Outlets/1 USB Port 2 Power Outlets/2 USB Ports 4 Power Outlets	5 1/2"	3"	3 3/4"			\$ 1,093 \$ 1,064 \$ 1,093	Flat mount power/data center, featuring a newly engineered and patented spill proof outlet. Constructed out of anodized aluminum and a painted, steel faceplate, Mounts flat, sitting just above work surface. Requires cutout in work surface. Fits in tops 3/4" to 1-3/4" thick. Includes a Voice/Data Adapter Kit to accept couplers & jacks when required. Available in black and white painted finishes and a 72" cord.
	PW-300-HM-2P-2U PW-300-HM-3P-1U PW-300-HM-4P	Desktop Hole Mount Power: 2 Power Outlets/2 USB Ports 3 Power Outlets/1 USB Port 4 Power Outlets	3 7/8"	3 7/8"	2"			\$ 844 \$ 721 \$ 703	Desktop hole mount power is available with a White or Black gloss plastic finish and spill-proof simplexes. A range of power and USB configurations are available - including a 2 port USB duplex that's ideal for charging tablets and other USB-friendly electronics. Includes a 72" cord and a removable top surface insert that can be customized for both business and personal purposes (Top Insert Colour Options: Molded White, Molded Black or Molded Grey). Configurations with four or more power receive a Circuit Breaker Cord.
	PW-400-2P PW-400-1P-1U	Mini-Tap Under Mount Power: 2 Power Outlets 1 Power Outlet/1 USB Port	2 1/2"	3"	2 1/2"			\$ 237 \$ 614	Mini-Tap under mount power provides 2 spill-proof simplexes that can be mounted underneath the top, so as to put the power near the edge of the work surface. A great option for those applications where the desire is to not cut into the work surface and still offer power. Assembly is required. Available in Black only.
	PW-500-4P PW-500-2P-2U PW-500-2P PW-500-1P-1U	Slide & Hide Under Mount Power: 4 Power Outlets 2 Power Outlets/2 USB Ports 2 Power Outlets 1 Power Outlet/1 USB Port	5"	3"	2 1/2"			\$ 987 \$ 975 \$ 708 \$ 821	Slide & Hide under mount power is designed to have no impact on the work surface. That means no holes to drill or cut. This makes the perfect solution for executive workstations and boardrooms. Hidden away until needed, Presents itself on a sturdy ball bearing track and locks into place. One touch operation lets you slide it back into stow position. Available in Black or White trim and with a 15 amp 72" cord. Includes a Voice/Data Adapter Kit to accept couplers & jacks when required.
	MA-EM31116	Monitor/TV Support Arm	4.5"	5.9"	13"	3.3 lbs		\$ 442	Monitor/TV support arm is ergonomically designed to perform wide angle and height range of viewing positions. Easy to install, adjust and includes wire management. Features and tech specs: a) Weight Capacity: Monitor: up to 32" and 30 lbs TV: up to 40" and 20 lbs b) Pivots and pans 360 degrees c) Tilts down up to 105 degrees



	MODEL NUMBER	PRODUCT	WIDTH	DEPTH	HEIGHT	WEIGHT	VOLUME	LIST PRICE	DESCRIPTION
 <p>MODEL SHOWN LM-4848-BB-39</p>	LM-4848-LT-25	Square Table 48" Children's Height Laminate Top	48"	48"	25"	-	-	\$ 3,284	LAMINATE TOP: 1" thick particleboard core with plastic laminate top, balancing backer and 2 mm acrylic edge. Choose from a selection of solid, abstract and wood grain laminate options in page 8 and 18 edge band colours in page 5.
	LM-4848-BB-25	Butcher Block Top - Maple						\$ 4,626	
	LM-4848-ER-25	Epoxy Resin Laboratory Top						\$ 5,068	
	LM-4848-LT-32	Square Table 48" Sitting/ADA Height Laminate Top	48"	48"	32"	-	-	\$ 3,444	BUTCHER BLOCK TOP: 1" thick solid hardwood maple with eased edges. Choose from a selection of maple finishes, refer to page 4.
	LM-4848-BB-32	Butcher Block Top - Maple						\$ 4,838	
	LM-4848-ER-32	Epoxy Resin Laboratory Top						\$ 5,299	
	LM-4848-LT-39	Square Table 48" Standing Height Laminate Top	48"	48"	39"	-	-	\$ 3,474	EPOXY RESIN LABORATORY SURFACE TOP: 1" thick epoxy resin, Greenguard certified and features included: - Monolithic composition - Chemical Resistance - Moisture Resistance - Heat Resistance - Durability Black Onyx is the standard colour. For other colour options, choose from a selection of surface colours, refer to page 6.
	LM-4848-BB-39	Butcher Block Top - Maple						\$ 4,868	
	LM-4848-ER-39	Epoxy Resin Laboratory Top						\$ 5,330	
 <p>MODEL SHOWN LM-4848-M-BB-39</p>	LM-4848-M-LT-25	Mobile Square Table 48" Children's Height Laminate Top	48"	48"	25"	-	-	\$ 3,502	LEG FRAME: Leg frame consists of two sets of steel legs and a top horizontal stretcher, constructed of 2" x 2" tubular 16 gauge steel. All metal is epoxy powder coated. Choose from a selection of 18 metal paint colours in page 5. Legs are fitted with a threaded base to accept adjustable glide. Unit is available with a 4" diameter swivel caster with brake.
	LM-4848-M-BB-25	Butcher Block Top - Maple						\$ 4,845	
	LM-4848-M-ER-25	Epoxy Resin Laboratory Top						\$ 5,281	
	LM-4848-M-LT-32	Mobile Square Table 48" Sitting/ADA Height Laminate Top	48"	48"	32"	-	-	\$ 3,656	OTHER OPTIONS AVAILABLE: a) Hanging Hooks; refer to page 9 for details and pricing b) Oversized Tops; refer to page 9 for details and pricing c) Electrical; refer to page 10-13 for details and pricing
	LM-4848-M-BB-32	Butcher Block Top - Maple						\$ 5,057	
	LM-4848-M-ER-32	Epoxy Resin Laboratory Top						\$ 5,517	
	LM-4848-M-LT-39	Mobile Square Table 48" Standing Height Laminate Top	48"	48"	39"	-	-	\$ 3,687	
	LM-4848-M-BB-39	Butcher Block Top - Maple						\$ 5,678	
	LM-4848-M-ER-39	Epoxy Resin Laboratory Top						\$ 5,553	






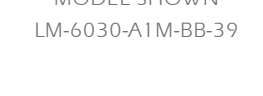
	MODEL NUMBER	PRODUCT	WIDTH	DEPTH	HEIGHT	WEIGHT	VOLUME	LIST PRICE	DESCRIPTION
 <p>MODEL SHOWN LM-5858-BB-39</p>	LM-5858-LT-25	Square Table 58\"	58\"	58\"	25\"	-	-		<p>LAMINATE TOP: 1\" thick particleboard core with plastic laminate top, balancing backer and 2 mm acrylic edge. Choose from a selection of solid, abstract and wood grain laminate options in page 8 and 18 edge band colours in page 5.</p> <p>BUTCHER BLOCK TOP: 1\" thick solid hardwood maple with eased edges. Choose from a selection of maple finishes, refer to page 4.</p> <p>EPOXY RESIN LABORATORY SURFACE TOP: 1\" thick epoxy resin, Greenguard certified and features included: - Monolithic composition - Chemical Resistance - Moisture Resistance - Heat Resistance - Durability Black Onyx is the standard colour. For other colour options, choose from a selection of surface colours, refer to page 6.</p> <p>LEG FRAME: Leg frame consists of two sets of steel legs and a top horizontal stretcher, constructed of 2\" x 2\" tubular 16 gauge steel. All metal is epoxy powder coated. Choose from a selection of 18 metal paint colours in page 5. Legs are fitted with a threaded base to accept adjustable glide. Unit is available with a 4\" diameter swivel caster with brake.</p> <p>OTHER OPTIONS AVAILABLE: a) Hanging Hooks; refer to page 9 for details and pricing b) Oversized Tops; refer to page 9 for details and pricing c) Electrical; refer to page 10-13 for details and pricing</p>
	LM-5858-BB-25	Children's Height						\$ 3,480	
	LM-5858-ER-25	Laminate Top						\$ 4,904	
	LM-5858-LT-32	Square Table 58\"	58\"	58\"	32\"	-	-	\$ 3,650	
	LM-5858-BB-32	Sitting/ADA Height						\$ 5,152	
	LM-5858-ER-32	Laminate Top						\$ 5,635	
	LM-5858-LT-39	Square Table 58\"	58\"	58\"	39\"	-	-	\$ 3,680	
	LM-5858-BB-39	Standing Height						\$ 5,182	
	LM-5858-ER-39	Laminate Top						\$ 5,672	
 <p>MODEL SHOWN LM-5858-M-BB-39</p>	LM-5858-M-LT-25	Mobile Square Table 58\"	58\"	58\"	25\"	-	-	\$ 3,710	
	LM-5858-M-BB-25	Children's Height						\$ 5,135	
	LM-5858-M-ER-25	Laminate Top						\$ 5,596	
	LM-5858-M-LT-32	Mobile Square Table 58\"	58\"	58\"	32\"	-	-	\$ 3,893	
	LM-5858-M-BB-32	Sitting/ADA Height						\$ 5,389	
	LM-5858-M-ER-32	Laminate Top						\$ 5,872	
	LM-5858-M-LT-39	Mobile Square Table 58\"	58\"	58\"	39\"	-	-	\$ 3,923	
	LM-5858-M-BB-39	Standing Height						\$ 5,418	
	LM-5858-M-ER-39	Laminate Top						\$ 5,909	






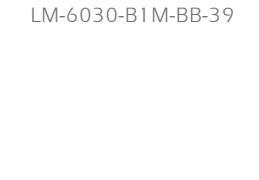
	MODEL NUMBER	PRODUCT	WIDTH	DEPTH	TOP / OVERALL HEIGHT	WEIGHT	VOLUME	LIST PRICE	DESCRIPTION
	LM-6030-LT-HA	Height Adjustable Table 60" Laminite Top	60"	30"	30-39"/36-45"	-	-	\$ 9,777	<p>LAMINATE TOP: 1" thick particleboard core with plastic laminate top, balancing backer and 2 mm acrylic edge. Choose from a selection of solid, abstract and wood grain laminate options in page 8 and 18 edge band colours in page 5.</p> <p>BUTCHER BLOCK TOP: 1" thick solid hardwood maple with eased edges. Choose from a selection of maple finishes, refer to page 4.</p> <p>EPOXY RESIN LABORATORY SURFACE TOP: 1" thick epoxy resin, Greenguard certified and features included: - Monolithic composition - Chemical Resistance - Moisture Resistance - Heat Resistance - Durability Black Onyx is the standard colour. For other colour options, choose from a selection of surface colours, refer to page 6.</p> <p>LEG FRAME: Leg frame consists of two sets of 3" x 3" tubular 16 gauge steel legs, a 2" x 2³/₄" horizontal top member and 1" x 2³/₄" horizontal bottom member. Two 2" x 2" stretchers and a 1" x 2" foot keel will be mechanically fastened to each leg frame assembly. All metal is epoxy powder coated. Choose from a selection of 18 metal paint colours in page 5. Although, height adjustable support legs are only available in Black, White or Sparkle Silver colour. Legs are fitted with a threaded base to accept adjustable glide. Unit is available with a 4" diameter swivel caster with brake.</p> <p>OTHER OPTIONS AVAILABLE: a) Hanging Hooks; refer to page 9 for details and pricing b) Oversized Tops; refer to page 9 for details and pricing c) Electrical; refer to page 10-13 for details and pricing</p>
	LM-6030-BB-HA	Butcher Block Top - Maple						\$ 10,751	
	LM-6030-ER-HA	Epoxy Resin Laboratory Top						\$ 11,461	
<p>MODEL SHOWN LM-6030-BB-HA</p>	LM-7236-LT-HA	Height Adjustable Table 72" Laminite Top	72"	36"	30-39"/36-45"	-	-	\$ 10,751	
	LM-7236-BB-HA	Butcher Block Top - Maple						\$ 11,828	
	LM-7236-ER-HA	Epoxy Resin Laboratory Top						\$ 12,606	
	LM-6030-M-LT-HA	Mobile & Height Adjustable Table 60" 60" Laminite Top	60"	30"	30-39"/36-45"	-	-	\$ 10,362	
	LM-6030-M-BB-HA	Butcher Block Top - Maple						\$ 11,397	
	LM-6030-M-ER-HA	Epoxy Resin Laboratory Top						\$ 12,146	
<p>MODEL SHOWN LM-6030-M-BB-HA</p>	LM-7236-M-LT-HA	Mobile & Height Adjustable Table 72" 72" Laminite Top	72"	36"	30-39"/36-45"	-	-	\$ 11,397	
	LM-7236-M-BB-HA	Butcher Block Top - Maple						\$ 12,536	
	LM-7236-M-ER-HA	Epoxy Resin Laboratory Top						\$ 13,363	






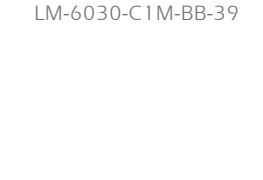
	MODEL NUMBER	PRODUCT	WIDTH	DEPTH	HEIGHT	WEIGHT	VOLUME	LIST PRICE	DESCRIPTION
 <p>MODEL SHOWN LM-6030-BB-39</p>	LM-6030-LT-25	Basic Table - Children's Height Laminate Top	60"	30"	25"	-	-	\$ 3,133	<p>LAMINATE TOP: 1" thick particleboard core with plastic laminate top, balancing backer and 2 mm acrylic edge. Choose from a selection of solid, abstract and wood grain laminate options in page 8 and 18 edge band colours in page 5.</p> <p>BUTCHER BLOCK TOP: 1" thick solid hardwood maple with eased edges. Choose from a selection of maple finishes, refer to page 4.</p> <p>EPOXY RESIN LABORATORY SURFACE TOP: 1" thick epoxy resin, Greenguard certified and features included: - Monolithic composition - Chemical Resistance - Moisture Resistance - Heat Resistance - Durability Black Onyx is the standard colour. For other colour options, choose from a selection of surface colours, refer to page 6.</p> <p>LEG FRAME: Leg frame consists of two sets of steel legs and a top horizontal stretcher, constructed of 2" x 2" tubular 16 gauge steel. All metal is epoxy powder coated. Choose from a selection of 18 metal paint colours in page 5. Legs are fitted with a threaded base to accept adjustable glide. Unit is available with a 4" diameter swivel caster with brake.</p> <p>OTHER OPTIONS AVAILABLE: a) Hanging Hooks; refer to page 9 for details and pricing b) Oversized Tops; refer to page 9 for details and pricing c) Electrical; refer to page 10-13 for details and pricing</p>
	LM-6030-BB-25	Butcher Block Top - Maple						\$ 4,408	
	LM-6030-ER-25	Epoxy Resin Laboratory Top						\$ 4,827	
	LM-6030-LT-32	Basic Table - Sitting/ADA Height Laminate Top	60"	30"	32"	-	-	\$ 3,279	
	LM-6030-BB-32	Butcher Block Top - Maple						\$ 4,608	
	LM-6030-ER-32	Epoxy Resin Laboratory Top						\$ 5,051	
	LM-6030-LT-39	Basic Table - Standing Height Laminate Top	60"	30"	39"	-	-	\$ 3,309	
	LM-6030-BB-39	Butcher Block Top - Maple						\$ 4,638	
	LM-6030-ER-39	Epoxy Resin Laboratory Top						\$ 5,081	
 <p>MODEL SHOWN LM-6030-M-BB-39</p>	LM-6030-M-LT-25	Mobile Basic Table Children's Height Laminate Top	60"	30"	25"	-	-	\$ 3,338	
	LM-6030-M-BB-25	Butcher Block Top - Maple						\$ 4,614	
	LM-6030-M-ER-25	Epoxy Resin Laboratory Top						\$ 5,034	
	LM-6030-M-LT-32	Mobile Basic Table Sitting/ADA Height Laminate Top	60"	30"	32"	-	-	\$ 3,486	
	LM-6030-M-BB-32	Butcher Block Top - Maple						\$ 4,814	
	LM-6030-M-ER-32	Epoxy Resin Laboratory Top						\$ 5,259	
	LM-6030-M-LT-39	Mobile Basic Table Standing Height Laminate Top	60"	30"	39"	-	-	\$ 3,516	
	LM-6030-M-BB-39	Butcher Block Top - Maple						\$ 4,845	
	LM-6030-M-ER-39	Epoxy Resin Laboratory Top						\$ 5,288	



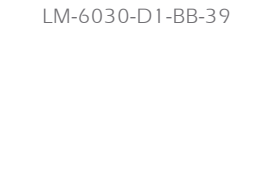


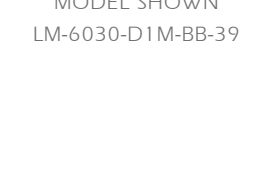
	MODEL NUMBER	PRODUCT	WIDTH	DEPTH	HEIGHT	WEIGHT	VOLUME	LIST PRICE	DESCRIPTION	
 <p>MODEL SHOWN LM-6030-S1-BB-39</p>		Base Shelf Table Children's Height Laminate Top	60"	30"	25"	-	-	\$ 3,309	<p>LAMINATE TOP: 1" thick particleboard core with plastic laminate top, balancing backer and 2 mm acrylic edge. Choose from a selection of solid, abstract and wood grain laminate options in page 8 and 18 edge band colours in page 5.</p> <p>BUTCHER BLOCK TOP: 1" thick solid hardwood maple with eased edges. Choose from a selection of maple finishes, refer to page 4.</p> <p>EPOXY RESIN LABORATORY SURFACE TOP: 1" thick epoxy resin, Greenguard certified and features included: - Monolithic composition - Chemical Resistance - Moisture Resistance - Heat Resistance - Durability Black Onyx is the standard colour. For other colour options, choose from a selection of surface colours, refer to page 6.</p> <p>BASE SHELF & LEG FRAME: Base shelf is 54" wide x 14" deep; formed of 16 gauge steel and attached to the leg frame with metal fasteners.</p> <p>Leg frame consists of two sets of steel legs and a top horizontal stretcher, constructed of 2" x 2" tubular 16 gauge steel. All metal is epoxy powder coated. Choose from a selection of 18 metal paint colours in page 5. Legs are fitted with a threaded base to accept adjustable glide. Unit is available with a 4" diameter swivel caster with brake.</p> <p>OTHER OPTIONS AVAILABLE: a) Hanging Hooks; refer to page 9 for details and pricing b) Oversized Tops; refer to page 9 for details and pricing c) Electrical; refer to page 10-13 for details and pricing</p>	
		LM-6030-S1-BB-25	Butcher Block Top - Maple					\$ 4,585		
		LM-6030-S1-ER-25	Epoxy Resin Laboratory Top					\$ 5,005		
			Base Shelf Table Sitting/ADA Height Laminate Top	60"	30"	32"	-	-		\$ 3,456
		LM-6030-S1-LT-32	Butcher Block Top - Maple					\$ 4,785		
		LM-6030-S1-ER-32	Epoxy Resin Laboratory Top					\$ 5,229		
			Base Shelf Table Standing Height Laminate Top	60"	30"	39"	-	-		\$ 3,486
		LM-6030-S1-LT-39	Butcher Block Top - Maple					\$ 4,814		
		LM-6030-S1-ER-39	Epoxy Resin Laboratory Top					\$ 5,259		
 <p>MODEL SHOWN LM-6030-S1M-BB-39</p>		Mobile Base Shelf Table Children's Height Laminate Top	60"	30"	25"	-	-	\$ 3,516		
		LM-6030-S1M-BB-25	Butcher Block Top - Maple					\$ 4,792		
		LM-6030-S1M-ER-25	Epoxy Resin Laboratory Top					\$ 5,212		
			Mobile Base Shelf Table Sitting/ADA Height Laminate Top	60"	30"	32"	-	-	\$ 3,663	
		LM-6030-S1M-LT-32	Butcher Block Top - Maple					\$ 4,992		
		LM-6030-S1M-ER-32	Epoxy Resin Laboratory Top					\$ 5,435		
			Mobile Base Shelf Table Standing Height Laminate Top	60"	30"	39"	-	-	\$ 3,693	
		LM-6030-S1M-LT-39	Butcher Block Top - Maple					\$ 5,022		
		LM-6030-S1M-ER-39	Epoxy Resin Laboratory Top					\$ 5,465		







	MODEL NUMBER	PRODUCT	WIDTH	DEPTH	HEIGHT	WEIGHT	VOLUME	LIST PRICE	DESCRIPTION
 <p>MODEL SHOWN LM-6030-S2-BB-39</p>		Base Shelf & Privacy Panel Table Children's Height Laminate Top	60"	30"	25"	-	-	\$ 3,486	<p>LAMINATE TOP: 1" thick particleboard core with plastic laminate top, balancing backer and 2 mm acrylic edge. Choose from a selection of solid, abstract and wood grain laminate options in page 8 and 18 edge band colours in page 5.</p> <p>BUTCHER BLOCK TOP: 1" thick solid hardwood maple with eased edges. Choose from a selection of maple finishes, refer to page 4.</p> <p>EPOXY RESIN LABORATORY SURFACE TOP: 1" thick epoxy resin, Greenguard certified and features included: - Monolithic composition - Chemical Resistance - Moisture Resistance - Heat Resistance - Durability Black Onyx is the standard colour. For other colour options, choose from a selection of surface colours, refer to page 6.</p> <p>BASE SHELF, PRIVACY PANEL & LEG FRAME: Base shelf is 54" wide x 14" deep; formed of 16 gauge steel and attached to the leg frame with metal fasteners.</p> <p>Privacy Panel dimensions for each table unit below: Each panel is formed of 16 gauge steel and attached to the leg frame. * Children's Height - 54"wide x 9 1/2" high * Sitting Height - 54"wide x 11 1/2" high * Standing Height - 54"wide x 14" high</p> <p>Leg frame consists of two sets of steel legs and a top horizontal stretcher, constructed of 2" x 2" tubular 16 gauge steel. All metal is epoxy powder coated. Choose from a selection of 18 metal paint colours in page 5. Legs are fitted with a threaded base to accept adjustable glide. Unit is available with a 4" diameter swivel caster with brake.</p> <p>OTHER OPTIONS AVAILABLE: a) Hanging Hooks; refer to page 9 for details and pricing b) Oversized Tops; refer to page 9 for details and pricing c) Electrical; refer to page 10-13 for details and pricing</p>
	LM-6030-S2-BB-25	Butcher Block Top - Maple						\$ 4,762	
	LM-6030-S2-ER-25	Epoxy Resin Laboratory Top						\$ 5,182	
		Base Shelf & Privacy Panel Table Sitting/ADA Height Laminate Top	60"	30"	32"	-	-	\$ 3,633	
	LM-6030-S2-LT-32	Butcher Block Top - Maple						\$ 4,963	
	LM-6030-S2-ER-32	Epoxy Resin Laboratory Top						\$ 5,405	
		Base Shelf & Privacy Panel Table Standing Height Laminate Top	60"	30"	39"	-	-	\$ 3,663	
	LM-6030-S2-LT-39	Butcher Block Top - Maple						\$ 4,992	
	LM-6030-S2-ER-39	Epoxy Resin Laboratory Top						\$ 5,435	
 <p>MODEL SHOWN LM-6030-S2M-BB-39</p>		Mobile Base Shelf & Privacy Panel Table Children's Height Laminate Top	60"	30"	25"	-	-	\$ 3,693	
	LM-6030-S2M-BB-25	Butcher Block Top - Maple						\$ 4,969	
	LM-6030-S2M-ER-25	Epoxy Resin Laboratory Top						\$ 5,389	
		Mobile Base Shelf & Privacy Panel Table Sitting/ADA Height Laminate Top	60"	30"	32"	-	-	\$ 3,841	
	LM-6030-S2M-LT-32	Butcher Block Top - Maple						\$ 5,169	
	LM-6030-S2M-ER-32	Epoxy Resin Laboratory Top						\$ 5,612	
		Mobile Base Shelf & Privacy Panel Table Standing Height Laminate Top	60"	30"	39"	-	-	\$ 3,869	
	LM-6030-S2M-LT-39	Butcher Block Top - Maple						\$ 5,198	
	LM-6030-S2M-ER-39	Epoxy Resin Laboratory Top						\$ 5,642	



	MODEL NUMBER	PRODUCT	WIDTH	DEPTH	HEIGHT	WEIGHT	VOLUME	LIST PRICE	DESCRIPTION
 <p>MODEL SHOWN LM-6030-A1-BB-25</p>	LM-6030-A1-LT-25	Storage Table A1 with 3 Open Cubbies Children's Height Laminate Top	60"	30"	25"	-	-	\$ 6,186	<p>LAMINATE TOP: 1" thick particleboard core with plastic laminate top, balancing backer and 2 mm acrylic edge. Choose from a selection of solid, abstract and wood grain laminate options in page 8 and 18 edge band colours in page 5.</p> <p>BUTCHER BLOCK TOP: 1" thick solid hardwood maple with eased edges. Choose from a selection of maple finishes, refer to page 4.</p> <p>EPOXY RESIN LABORATORY SURFACE TOP: 1" thick epoxy resin, Greenguard certified and features included: - Monolithic composition - Chemical Resistance - Moisture Resistance - Heat Resistance - Durability Black Onyx is the standard colour. For other colour options, choose from a selection of surface colours, refer to page 6.</p> <p>CABINET CONSTRUCTION & LEG FRAME: Cabinet is constructed with 3/4" particleboard core panels with 1/4" banded edges and veneer faces. Storage compartment details and dimensions per unit: * Children's Height - 25" 1 Top Open Cubby: 54"W x 24 1/2"D x 6 7/8"H 2 Bottom Open Cubbies: 26 1/2"W x 24 1/2"D x 6 3/4"H/ea. * Sitting Height - 32" 1 Top Open Cubby: 54"W x 24 1/2"D x 6 7/8"H 2 Bottom Open Cubbies: 26 1/2"W x 24 1/2"D x 13 3/4"H/ea. * Standing Height - 39" 1 Top Open Cubby: 54"W x 24 1/2"D x 8 7/8"H 2 Bottom Open Cubbies: 26 1/2"W x 24 1/2"D x 18 3/4"H/ea.</p> <p>Leg frame consists of two sets of steel legs and a top horizontal stretcher, constructed of 2" x 2" tubular 16 gauge steel. All metal is epoxy powder coated. Choose from a selection of 18 metal paint colours in page 5. Legs are fitted with a threaded base to accept adjustable glide. Unit is available with a 4" diameter swivel caster with brake.</p> <p>OTHER OPTIONS AVAILABLE: a) Hanging Hooks; refer to page 9 for details and pricing b) Oversized Tops; refer to page 9 for details and pricing c) Electrical; refer to page 10-13 for details and pricing</p>
	LM-6030-A1-BB-25	Butcher Block Top - Maple						\$ 7,427	
	LM-6030-A1-ER-25	Epoxy Resin Laboratory Top						\$ 7,834	
 <p>MODEL SHOWN LM-6030-A1-BB-39</p>	LM-6030-A1-LT-32	Storage Table A1 with 3 Open Cubbies Sitting/ADA Height Laminate Top	60"	30"	32"	-	-	\$ 6,334	
	LM-6030-A1-BB-32	Butcher Block Top - Maple						\$ 7,622	
	LM-6030-A1-ER-32	Epoxy Resin Laboratory Top						\$ 8,051	
	LM-6030-A1-LT-39	Storage Table A1 with 3 Open Cubbies Standing Height Laminate Top	60"	30"	39"	-	-	\$ 6,362	
	LM-6030-A1-BB-39	Butcher Block Top - Maple						\$ 7,651	
	LM-6030-A1-ER-39	Epoxy Resin Laboratory Top						\$ 8,082	
 <p>MODEL SHOWN LM-6030-A1M-BB-25</p>	LM-6030-A1M-LT-25	Mobile Storage Table A1 with 3 Open Cubbies Children's Height Laminate Top	60"	30"	25"	-	-	\$ 6,386	
	LM-6030-A1M-BB-25	Butcher Block Top - Maple						\$ 7,628	
	LM-6030-A1M-ER-25	Epoxy Resin Laboratory Top						\$ 8,035	
 <p>MODEL SHOWN LM-6030-A1M-BB-39</p>	LM-6030-A1M-LT-32	Mobile Storage Table A1 with 3 Open Cubbies Sitting/ADA Height Laminate Top	60"	30"	32"	-	-	\$ 6,535	
	LM-6030-A1M-BB-32	Butcher Block Top - Maple						\$ 7,822	
	LM-6030-A1M-ER-32	Epoxy Resin Laboratory Top						\$ 8,254	
	LM-6030-A1M-LT-39	Mobile Storage Table A1 with 3 Open Cubbies Standing Height Laminate Top	60"	30"	39"	-	-	\$ 6,570	
	LM-6030-A1M-BB-39	Butcher Block Top - Maple						\$ 7,851	
	LM-6030-A1M-ER-39	Epoxy Resin Laboratory Top						\$ 8,283	



	MODEL NUMBER	PRODUCT	WIDTH	DEPTH	HEIGHT	WEIGHT	VOLUME	LIST PRICE	DESCRIPTION
 <p>MODEL SHOWN LM-6030-B1-BB-25</p>	LM-6030-B1-LT-25	Storage Table B1 with 1 Open, 2 Closed Cubbies Children's Height Laminate Top	60"	30"	25"	-	-	\$ 6,380	<p>LAMINATE TOP: 1" thick particleboard core with plastic laminate top, balancing backer and 2 mm acrylic edge. Choose from a selection of solid, abstract and wood grain laminate options in page 8 and 18 edge band colours in page 5.</p> <p>BUTCHER BLOCK TOP: 1" thick solid hardwood maple with eased edges. Choose from a selection of maple finishes, refer to page 4.</p> <p>EPOXY RESIN LABORATORY SURFACE TOP: 1" thick epoxy resin, Greenguard certified and features included: - Monolithic composition - Chemical Resistance - Moisture Resistance - Heat Resistance - Durability Black Onyx is the standard colour. For other colour options, choose from a selection of surface colours, refer to page 6.</p> <p>CABINET CONSTRUCTION & LEG FRAME: Cabinet is constructed with 3/4" particleboard core panels with 1/4" banded edges and veneer faces. Storage compartment details and dimensions per unit: * Children's Height - 25" 1 Top Open Cubby: 54"W x 24 1/2"D x 6 7/8"H 2 Bottom Closed Cubbies: 26 1/2"W x 23 1/2"D x 6 3/4"H/ea. * Sitting Height - 32" 1 Top Open Cubby: 54"W x 24 1/2"D x 6 7/8"H 2 Bottom Closed Cubbies: 26 1/2"W x 23 1/2"D x 13 3/4"H/ea. * Standing Height - 39" 1 Top Open Cubby: 54"W x 24 1/2"D x 8 7/8"H 2 Bottom Closed Cubbies: 26 1/2"W x 23 1/2"D x 18 3/4"H/ea.</p> <p>Leg frame consists of two sets of steel legs and a top horizontal stretcher, constructed of 2" x 2" tubular 16 gauge steel. All metal is epoxy powder coated. Choose from a selection of 18 metal paint colours in page 5. Legs are fitted with a threaded base to accept adjustable glide. Unit is available with a 4" diameter swivel caster with brake.</p> <p>OTHER OPTIONS AVAILABLE: a) Hanging Hooks; refer to page 9 for details and pricing b) Oversized Tops; refer to page 9 for details and pricing c) Electrical; refer to page 10-13 for details and pricing</p>
	LM-6030-B1-BB-25	Butcher Block Top - Maple						\$ 7,657	
	LM-6030-B1-ER-25	Epoxy Resin Laboratory Top						\$ 8,076	
 <p>MODEL SHOWN LM-6030-B1-BB-39</p>	LM-6030-B1-LT-32	Storage Table B1 with 1 Open, 2 Closed Cubbies Sitting/ADA Height Laminate Top	60"	30"	32"	-	-	\$ 6,527	
	LM-6030-B1-BB-32	Butcher Block Top - Maple						\$ 7,858	
	LM-6030-B1-ER-32	Epoxy Resin Laboratory Top						\$ 8,301	
	LM-6030-B1-LT-39	Storage Table B1 with 1 Open, 2 Closed Cubbies Standing Height Laminate Top	60"	30"	39"	-	-	\$ 6,558	
	LM-6030-B1-BB-39	Butcher Block Top - Maple						\$ 7,887	
	LM-6030-B1-ER-39	Epoxy Resin Laboratory Top						\$ 8,331	
 <p>MODEL SHOWN LM-6030-B1M-BB-25</p>	LM-6030-B1M-LT-25	Mobile Storage Table B1 with 1 Open, 2 Closed Cubbies Children's Height Laminate Top	60"	30"	25"	-	-	\$ 6,587	
	LM-6030-B1M-BB-25	Butcher Block Top - Maple						\$ 7,865	
	LM-6030-B1M-ER-25	Epoxy Resin Laboratory Top						\$ 8,283	
 <p>MODEL SHOWN LM-6030-B1M-BB-39</p>	LM-6030-B1M-LT-32	Mobile Storage Table B1 with 1 Open, 2 Closed Cubbies Sitting/ADA Height Laminate Top	60"	30"	32"	-	-	\$ 6,734	
	LM-6030-B1M-BB-32	Butcher Block Top - Maple						\$ 8,065	
	LM-6030-B1M-ER-32	Epoxy Resin Laboratory Top						\$ 8,507	
	LM-6030-B1M-LT-39	Mobile Storage Table B1 with 1 Open, 2 Closed Cubbies Standing Height Laminate Top	60"	30"	39"	-	-	\$ 6,764	
	LM-6030-B1M-BB-39	Butcher Block Top - Maple						\$ 8,094	
	LM-6030-B1M-ER-39	Epoxy Resin Laboratory Top						\$ 8,538	

	MODEL NUMBER	PRODUCT	WIDTH	DEPTH	HEIGHT	WEIGHT	VOLUME	LIST PRICE	DESCRIPTION
 <p>MODEL SHOWN LM-6030-C1-BB-25</p>	LM-6030-C1-LT-25	Storage Table C1 with 5 Open Cubbies Children's Height Laminate Top	60"	30"	25"	-	-	\$ 6,646	<p>LAMINATE TOP: 1" thick particleboard core with plastic laminate top, balancing backer and 2 mm acrylic edge. Choose from a selection of solid, abstract and wood grain laminate options in page 8 and 18 edge band colours in page 5.</p> <p>BUTCHER BLOCK TOP: 1" thick solid hardwood maple with eased edges. Choose from a selection of maple finishes, refer to page 4.</p> <p>EPOXY RESIN LABORATORY SURFACE TOP: 1" thick epoxy resin, Greenguard certified and features included: - Monolithic composition - Chemical Resistance - Moisture Resistance - Heat Resistance - Durability Black Onyx is the standard colour. For other colour options, choose from a selection of surface colours, refer to page 6.</p> <p>CABINET CONSTRUCTION & LEG FRAME: Cabinet is constructed with 3/4" particleboard core panels with 1/4" banded edges and veneer faces. Storage compartment details and dimensions per unit: * Children's Height - 25" 1 Top Open Cubby: 54"W x 24 1/2"D x 6 7/8"H 4 Bottom Open Cubbies: 26 1/2"W x 24 1/2"D x 3"H/ea. - Includes fixed shelves. * Sitting Height - 32" 1 Top Open Cubby: 54"W x 24 1/2"D x 6 7/8"H 4 Bottom Open Cubbies: 26 1/2"W x 24 1/2"D x 13 3/4"H/ea. - Available with 2 adjustable shelves * Standing Height - 39" 1 Top Open Cubby: 54"W x 24 1/2"D x 8 7/8"H 4 Bottom Open Cubbies: 26 1/2"W x 24 1/2"D x 18 3/4"H/ea. - Available with 2 adjustable shelves</p> <p>Leg frame consists of two sets of steel legs and a top horizontal stretcher, constructed of 2" x 2" tubular 16 gauge steel. All metal is epoxy powder coated. Choose from a selection of 18 metal paint colours in page 5. Legs are fitted with a threaded base to accept adjustable glide. Unit is available with a 4" diameter swivel caster with brake.</p> <p>OTHER OPTIONS AVAILABLE: a) Hanging Hooks; refer to page 9 for details and pricing b) Oversized Tops; refer to page 9 for details and pricing c) Electrical; refer to page 10-13 for details and pricing</p>
	LM-6030-C1-BB-25	Butcher Block Top - Maple						\$ 7,887	
	LM-6030-C1-ER-25	Epoxy Resin Laboratory Top						\$ 8,294	
 <p>MODEL SHOWN LM-6030-C1-BB-39</p>	LM-6030-C1-LT-32	Storage Table C1 with 5 Open Cubbies Sitting/ADA Height Laminate Top	60"	30"	32"	-	-	\$ 6,788	
	LM-6030-C1-BB-32	Butcher Block Top - Maple						\$ 8,082	
	LM-6030-C1-ER-32	Epoxy Resin Laboratory Top						\$ 8,507	
 <p>MODEL SHOWN LM-6030-C1-BB-39</p>	LM-6030-C1-LT-39	Storage Table C1 with 5 Open Cubbies Standing Height Laminate Top	60"	30"	39"	-	-	\$ 6,816	
	LM-6030-C1-BB-39	Butcher Block Top - Maple						\$ 8,107	
	LM-6030-C1-ER-39	Epoxy Resin Laboratory Top						\$ 8,538	
 <p>MODEL SHOWN LM-6030-C1M-BB-25</p>	LM-6030-C1M-LT-25	Mobile Storage Table C1 with 5 Open Cubbies Children's Height Laminate Top	60"	30"	25"	-	-	\$ 6,847	
	LM-6030-C1M-BB-25	Butcher Block Top - Maple						\$ 8,082	
	LM-6030-C1M-ER-25	Epoxy Resin Laboratory Top						\$ 8,495	
 <p>MODEL SHOWN LM-6030-C1M-BB-39</p>	LM-6030-C1M-LT-32	Mobile Storage Table C1 with 5 Open Cubbies Sitting/ADA Height Laminate Top	60"	30"	32"	-	-	\$ 6,989	
	LM-6030-C1M-BB-32	Butcher Block Top - Maple						\$ 8,088	
	LM-6030-C1M-ER-32	Epoxy Resin Laboratory Top						\$ 8,495	
 <p>MODEL SHOWN LM-6030-C1M-BB-39</p>	LM-6030-C1M-LT-39	Mobile Storage Table C1 with 5 Open Cubbies Standing Height Laminate Top	60"	30"	39"	-	-	\$ 7,018	
	LM-6030-C1M-BB-39	Butcher Block Top - Maple						\$ 8,313	
	LM-6030-C1M-ER-39	Epoxy Resin Laboratory Top						\$ 8,738	





	MODEL NUMBER	PRODUCT	WIDTH	DEPTH	HEIGHT	WEIGHT	VOLUME	LIST PRICE	DESCRIPTION
 <p>MODEL SHOWN LM-6030-D1-BB-25</p>	LM-6030-D1-LT-25	Storage Table D1 with 1 Open, 4 Closed Cubbies Children's Height Laminate Top	60"	30"	25"	-	-	\$ 6,853	<p>LAMINATE TOP: 1" thick particleboard core with plastic laminate top, balancing backer and 2 mm acrylic edge. Choose from a selection of solid, abstract and wood grain laminate options in page 8 and 18 edge band colours in page 5.</p> <p>BUTCHER BLOCK TOP: 1" thick solid hardwood maple with eased edges. Choose from a selection of maple finishes, refer to page 4.</p> <p>EPOXY RESIN LABORATORY SURFACE TOP: 1" thick epoxy resin, Greenguard certified and features included: - Monolithic composition - Chemical Resistance - Moisture Resistance - Heat Resistance - Durability Black Onyx is the standard colour. For other colour options, choose from a selection of surface colours, refer to page 6.</p> <p>CABINET CONSTRUCTION & LEG FRAME: Cabinet is constructed with 3/4" particleboard core panels with 1/4" banded edges and veneer faces. Storage compartment details and dimensions per unit: * Children's Height - 25" 1 Top Open Cubby: 54"W x 24 1/2"D x 6 7/8"H 4 Bottom Closed Cubbies: 26 1/2"W x 23 1/2"D x 3"H/ea. - Includes fixed shelves. * Sitting Height - 32" 1 Top Open Cubby: 54"W x 24 1/2"D x 6 7/8"H 4 Bottom Closed Cubbies: 26 1/2"W x 23 1/2"D x 13 3/4"H/ea. - Available with 2 adjustable shelves * Standing Height - 39" 1 Top Open Cubby: 54"W x 24 1/2"D x 8 7/8"H 4 Bottom Closed Cubbies: 26 1/2"W x 23 1/2"D x 18 3/4"H/ea. - Available with 2 adjustable shelves</p> <p>Leg frame consists of two sets of steel legs and a top horizontal stretcher, constructed of 2" x 2" tubular 16 gauge steel. All metal is epoxy powder coated. Choose from a selection of 18 metal paint colours in page 5. Legs are fitted with a threaded base to accept adjustable glide. Unit is available with a 4" diameter swivel caster with brake.</p> <p>OTHER OPTIONS AVAILABLE: a) Hanging Hooks; refer to page 9 for details and pricing b) Oversized Tops; refer to page 9 for details and pricing c) Electrical; refer to page 10-13 for details and pricing</p>
	LM-6030-D1-BB-25	Butcher Block Top - Maple						\$ 8,129	
	LM-6030-D1-ER-25	Epoxy Resin Laboratory Top						\$ 8,549	
 <p>MODEL SHOWN LM-6030-D1-BB-39</p>	LM-6030-D1-LT-32	Storage Table D1 with 1 Open, 4 Closed Cubbies Sitting/ADA Height Laminate Top	60"	30"	32"	-	-	\$ 7,001	
	LM-6030-D1-BB-32	Butcher Block Top - Maple						\$ 8,331	
	LM-6030-D1-ER-32	Epoxy Resin Laboratory Top						\$ 8,773	
 <p>MODEL SHOWN LM-6030-D1-BB-25</p>	LM-6030-D1-LT-39	Storage Table D1 with 1 Open, 4 Closed Cubbies Standing Height Laminate Top	60"	30"	39"	-	-	\$ 7,031	
	LM-6030-D1-BB-39	Butcher Block Top - Maple						\$ 8,359	
	LM-6030-D1-ER-39	Epoxy Resin Laboratory Top						\$ 8,803	
 <p>MODEL SHOWN LM-6030-D1M-BB-25</p>	LM-6030-D1M-LT-25	Mobile Storage Table D1 with 1 Open, 4 Closed Cubbies Children's Height Laminate Top	60"	30"	25"	-	-	\$ 7,059	
	LM-6030-D1M-BB-25	Butcher Block Top - Maple						\$ 8,336	
	LM-6030-D1M-ER-25	Epoxy Resin Laboratory Top						\$ 8,756	
 <p>MODEL SHOWN LM-6030-D1M-BB-39</p>	LM-6030-D1M-LT-32	Mobile Storage Table D1 with 1 Open, 4 Closed Cubbies Sitting/ADA Height Laminate Top	60"	30"	32"	-	-	\$ 7,207	
	LM-6030-D1M-BB-32	Butcher Block Top - Maple						\$ 8,336	
	LM-6030-D1M-ER-32	Epoxy Resin Laboratory Top						\$ 8,756	
 <p>MODEL SHOWN LM-6030-D1M-BB-25</p>	LM-6030-D1M-LT-39	Mobile Storage Table D1 with 1 Open, 4 Closed Cubbies Standing Height Laminate Top	60"	30"	39"	-	-	\$ 7,238	
	LM-6030-D1M-BB-39	Butcher Block Top - Maple						\$ 8,568	
	LM-6030-D1M-ER-39	Epoxy Resin Laboratory Top						\$ 9,009	





	MODEL NUMBER	PRODUCT	WIDTH	DEPTH	HEIGHT	WEIGHT	VOLUME	LIST PRICE	DESCRIPTION
 <p>MODEL SHOWN LM-6030-E1-BB-25</p>	LM-6030-E1-LT-25	Storage Table E1 with 2 Drawers & 1 Open Cubby Children's Height Laminate Top	60"	30"	25"	-	-	\$ 7,486	<p>LAMINATE TOP: 1" thick particleboard core with plastic laminate top, balancing backer and 2 mm acrylic edge. Choose from a selection of solid, abstract and wood grain laminate options in page 8 and 18 edge band colours in page 5.</p> <p>BUTCHER BLOCK TOP: 1" thick solid hardwood maple with eased edges. Choose from a selection of maple finishes, refer to page 4.</p> <p>EPOXY RESIN LABORATORY SURFACE TOP: 1" thick epoxy resin, Greenguard certified and features included: - Monolithic composition - Chemical Resistance - Moisture Resistance - Heat Resistance - Durability Black Onyx is the standard colour. For other colour options, choose from a selection of surface colours, refer to page 6.</p> <p>CABINET CONSTRUCTION & LEG FRAME: Cabinet is constructed with 3/4" particleboard core panels with 1/4" banded edges and veneer faces. Storage compartment details and dimensions per unit: * Children's Height - 25" 1 Top Open Cubby: 54"W x 24 1/2"D x 6 7/8"H 2 Standard Drawers: 26 1/2"W x 20"D x 6 3/4"H/ea. * Sitting Height - 32" 1 Top Open Cubby: 54"W x 24 1/2"D x 6 7/8"H 2 Pencil Drawers: 26 1/2"W x 18"D x 3 1/4"H/ea. 2 Bottom Open Cubbies: 26 1/2"W x 24 1/2"D x 10 1/2"H/ea. * Standing Height - 39" 1 Top Open Cubby: 54"W x 24 1/2"D x 8 7/8"H 2 Pencil Drawers: 26 1/2"W x 18"D x 3 1/4"H/ea. 2 Bottom Open Cubbies: 26 1/2"W x 24 1/2"D x 15 1/2"H/ea.</p> <p>Leg frame consists of two sets of steel legs and a top horizontal stretcher, constructed of 2" x 2" tubular 16 gauge steel. All metal is epoxy powder coated. Choose from a selection of 18 metal paint colours in page 5. Legs are fitted with a threaded base to accept adjustable glide. Unit is available with a 4" diameter swivel caster with brake.</p> <p>OTHER OPTIONS AVAILABLE: a) Hanging Hooks; refer to page 9 for details and pricing b) Oversized Tops; refer to page 9 for details and pricing c) Electrical; refer to page 10-13 for details and pricing</p>
	LM-6030-E1-BB-25	Butcher Block Top - Maple						\$ 8,725	
	LM-6030-E1-ER-25	Epoxy Resin Laboratory Top						\$ 9,133	
 <p>MODEL SHOWN LM-6030-E1-BB-39</p>	LM-6030-E1-LT-32	Storage Table E1 with 2 Pencil Drawers & 3 Open Cubbies Sitting/ADA Height Laminate Top	60"	30"	32"	-	-	\$ 7,634	
	LM-6030-E1-BB-32	Butcher Block Top - Maple						\$ 8,921	
	LM-6030-E1-ER-32	Epoxy Resin Laboratory Top						\$ 9,352	
	LM-6030-E1-LT-39	Storage Table E1 with 2 Pencil Drawers & 3 Open Cubbies Standing Height Laminate Top	60"	30"	39"	-	-	\$ 7,662	
	LM-6030-E1-BB-39	Butcher Block Top - Maple						\$ 8,950	
	LM-6030-E1-ER-39	Epoxy Resin Laboratory Top						\$ 9,381	
 <p>MODEL SHOWN LM-6030-E1M-BB-25</p>	LM-6030-E1M-LT-25	Mobile Storage Table E1 with 2 Drawers & 1 Open Cubby Children's Height Laminate Top	60"	30"	25"	-	-	\$ 7,934	
	LM-6030-E1M-BB-25	Butcher Block Top - Maple						\$ 9,246	
	LM-6030-E1M-ER-25	Epoxy Resin Laboratory Top						\$ 9,683	
 <p>MODEL SHOWN LM-6030-E1M-BB-39</p>	LM-6030-E1M-LT-32	Mobile Storage Table E1 with 2 Pencil Drawers & 3 Open Cubbies Sitting/ADA Height Laminate Top	60"	30"	32"	-	-	\$ 8,088	
	LM-6030-E1M-BB-32	Butcher Block Top - Maple						\$ 9,459	
	LM-6030-E1M-ER-32	Epoxy Resin Laboratory Top						\$ 9,912	
	LM-6030-E1M-LT-39	Mobile Storage Table E1 with 2 Pencil Drawers & 3 Open Cubbies Standing Height Laminate Top	60"	30"	39"	-	-	\$ 8,122	
	LM-6030-E1M-BB-39	Butcher Block Top - Maple						\$ 9,489	
	LM-6030-E1M-ER-39	Epoxy Resin Laboratory Top						\$ 9,943	


	MODEL NUMBER	PRODUCT	WIDTH	DEPTH	HEIGHT	WEIGHT	VOLUME	LIST PRICE	DESCRIPTION
 <p>MODEL SHOWN LM-6030-F1-BB-39</p>		Storage Table F1 with 1 Open Cubby, 2 Pencil Drawers & 2 Closed Cubbies Sitting/ADA Height	60"	30"	32"	-	-		<p>LAMINATE TOP: 1" thick particleboard core with plastic laminate top, balancing backer and 2 mm acrylic edge. Choose from a selection of solid, abstract and wood grain laminate options in page 8 and 18 edge band colours in page 5.</p> <p>BUTCHER BLOCK TOP: 1" thick solid hardwood maple with eased edges. Choose from a selection of maple finishes, refer to page 4.</p> <p>EPOXY RESIN LABORATORY SURFACE TOP: 1" thick epoxy resin, Greenguard certified and features included: - Monolithic composition - Chemical Resistance - Moisture Resistance - Heat Resistance - Durability Black Onyx is the standard colour. For other colour options, choose from a selection of surface colours, refer to page 6.</p> <p>CABINET CONSTRUCTION & LEG FRAME: Cabinet is constructed with 3/4" particleboard core panels with 1/4" banded edges and veneer faces. Storage compartment details and dimensions per unit: * Children's Height - 25" - Not available, use Storage Table E1 * Sitting Height - 32" 1 Top Open Cubby: 54"W x 24 1/2"D x 6 7/8"H 2 Pencil Drawers: 26 1/2"W x 18"D x 3 1/4"H/ea. 2 Bottom Closed Cubbies: 26 1/2"W x 24 1/2"D x 10 1/2"H/ea. * Standing Height - 39" 1 Top Open Cubby: 54"W x 24 1/2"D x 8 7/8"H 2 Pencil Drawers: 26 1/2"W x 18"D x 3 1/4"H/ea. 2 Bottom Closed Cubbies: 26 1/2"W x 24 1/2"D x 15 1/2"H/ea.</p> <p>Leg frame consists of two sets of steel legs and a top horizontal stretcher, constructed of 2" x 2" tubular 16 gauge steel. All metal is epoxy powder coated. Choose from a selection of 18 metal paint colours in page 5. Legs are fitted with a threaded base to accept adjustable glide. Unit is available with a 4" diameter swivel caster with brake.</p> <p>OTHER OPTIONS AVAILABLE: a) Hanging Hooks; refer to page 9 for details and pricing b) Oversized Tops; refer to page 9 for details and pricing c) Electrical; refer to page 10-13 for details and pricing</p>
	LM-6030-F1-LT-32	Laminate Top						\$ 8,396	
	LM-6030-F1-BB-32	Butcher Block Top - Maple						\$ 9,813	
	LM-6030-F1-ER-32	Epoxy Resin Laboratory Top						\$ 10,286	
		Storage Table F1 with 1 Open Cubby, 2 Pencil Drawers & 2 Closed Cubbies Standing Height	60"	30"	39"	-	-		
	LM-6030-F1-LT-39	Laminate Top						\$ 8,425	
	LM-6030-F1-BB-39	Butcher Block Top - Maple						\$ 9,850	
	LM-6030-F1-ER-39	Epoxy Resin Laboratory Top						\$ 10,316	
 <p>MODEL SHOWN LM-6030-F1M-BB-39</p>		Mobile Storage Table F1 with 1 Open Cubby, 2 Pencil Drawers & 2 Closed Cubbies Sitting/ADA Height	60"	30"	32"	-	-		
	LM-6030-F1M-LT-32	Laminate Top						\$ 8,898	
	LM-6030-F1M-BB-32	Butcher Block Top - Maple						\$ 10,404	
	LM-6030-F1M-ER-32	Epoxy Resin Laboratory Top						\$ 10,900	
		Mobile Storage Table F1 with 1 Open Cubby, 2 Pencil Drawers & 2 Closed Cubbies Standing Height	60"	30"	39"	-	-		
	LM-6030-F1M-LT-39	Laminate Top						\$ 8,933	
	LM-6030-F1M-BB-39	Butcher Block Top - Maple						\$ 10,434	
	LM-6030-F1M-ER-39	Epoxy Resin Laboratory Top						\$ 10,937	

	MODEL NUMBER	PRODUCT	WIDTH	DEPTH	HEIGHT	WEIGHT	VOLUME	LIST PRICE	DESCRIPTION
 <p>MODEL SHOWN LM-6030-G1-BB-25</p>	LM-6030-G1-LT-25	Storage Table G1 with 1 Open Cubby, 1 Drawer & 1 Closed Cubby Children's Height Laminate Top	60"	30"	25"	-	-	\$ 8,272	<p>LAMINATE TOP: 1" thick particleboard core with plastic laminate top, balancing backer and 2 mm acrylic edge. Choose from a selection of solid, abstract and wood grain laminate options in page 8 and 18 edge band colours in page 5.</p> <p>BUTCHER BLOCK TOP: 1" thick solid hardwood maple with eased edges. Choose from a selection of maple finishes, refer to page 4.</p> <p>EPOXY RESIN LABORATORY SURFACE TOP: 1" thick epoxy resin, Greenguard certified and features included: - Monolithic composition - Chemical Resistance - Moisture Resistance - Heat Resistance - Durability Black Onyx is the standard colour. For other colour options, choose from a selection of surface colours, refer to page 6.</p> <p>CABINET CONSTRUCTION & LEG FRAME: Cabinet is constructed with 3/4" particleboard core panels with 1/4" banded edges and veneer faces. Storage compartment details and dimensions per unit: * Children's Height - 25" 1 Top Open Cubby: 54"W x 24 1/2"D x 6 7/8"H 1 Closed Cubby: 26 1/2"W x 23 1/2"D x 6 3/4"H 1 Standard Drawer: 26 1/2"W x 20"D x 6 3/4"H * Sitting Height - 32" 1 Top Open Cubby: 54"W x 24 1/2"D x 6 7/8"H 2 Closed Cubbies: 26 1/2"W x 23 1/2"D x 13 3/4"H/ea. 2 Standard Drawers: 26 1/2"W x 20"D x 6 3/4"H/ea. - Available with 1 adjustable shelf * Standing Height - 39" 1 Top Open Cubby: 54"W x 24 1/2"D x 8 7/8"H 2 Closed Cubbies: 26 1/2"W x 23 1/2"D x 18 3/4"H/ea. 2 Standard Drawers: 26 1/2"W x 20"D x 9 1/4"H/ea. - Available with 1 adjustable shelf</p> <p>Leg frame consists of two sets of steel legs and a top horizontal stretcher, constructed of 2" x 2" tubular 16 gauge steel. All metal is epoxy powder coated. Choose from a selection of 18 metal paint colours in page 5. Legs are fitted with a threaded base to accept adjustable glide.</p> <p>OTHER OPTIONS AVAILABLE: a) Hanging Hooks; refer to page 9 for details and pricing b) Oversized Tops; refer to page 9 for details and pricing c) Electrical; refer to page 10-13 for details and pricing</p>
	LM-6030-G1-BB-25	Butcher Block Top - Maple						\$ 9,428	
	LM-6030-G1-ER-25	Epoxy Resin Laboratory Top						\$ 9,850	
 <p>MODEL SHOWN LM-6030-G1-BB-39</p>	LM-6030-G1-LT-32	Storage Table G1 with 1 Open Cubby, 2 Drawers & 2 Closed Cubbies Sitting/ADA Height Laminate Top	60"	30"	32"	-	-	\$ 8,301	
	LM-6030-G1-BB-32	Butcher Block Top - Maple						\$ 9,630	
	LM-6030-G1-ER-32	Epoxy Resin Laboratory Top						\$ 10,073	
	LM-6030-G1-LT-39	Storage Table G1 with 1 Open Cubby, 2 Drawers & 2 Closed Cubbies Standing Height Laminate Top	60"	30"	39"	-	-	\$ 8,331	
	LM-6030-G1-BB-39	Butcher Block Top - Maple						\$ 9,659	
	LM-6030-G1-ER-39	Epoxy Resin Laboratory Top						\$ 10,103	

	MODEL NUMBER	PRODUCT	WIDTH	DEPTH	HEIGHT	WEIGHT	VOLUME	LIST PRICE	DESCRIPTION	
 <p>MODEL SHOWN LM-6030-H1-BB-39</p>		Storage Table H1 with 1 Open Cubby & 4 Drawers Sitting/ADA Height	60"	30"	32"	-	-		<p>LAMINATE TOP: 1" thick particleboard core with plastic laminate top, balancing backer and 2 mm acrylic edge. Choose from a selection of solid, abstract and wood grain laminate options in page 8 and 18 edge band colours in page 5.</p> <p>BUTCHER BLOCK TOP: 1" thick solid hardwood maple with eased edges. Choose from a selection of maple finishes, refer to page 4.</p> <p>EPOXY RESIN LABORATORY SURFACE TOP: 1" thick epoxy resin, Greenguard certified and features included: - Monolithic composition - Chemical Resistance - Moisture Resistance - Heat Resistance - Durability Black Onyx is the standard colour. For other colour options, choose from a selection of surface colours, refer to page 6.</p> <p>CABINET CONSTRUCTION & LEG FRAME: Cabinet is constructed with 3/4" particleboard core panels with 1/4" banded edges and veneer faces. Storage compartment details and dimensions per unit: * Children's Height - 25" - Not available, use Storage Table E1 * Sitting Height - 32" 1 Top Open Cubby: 54"W x 24 1/2"D x 6 7/8"H 4 Standard Drawers: 26 1/2"W x 20"D x 6 3/4"H/ea. * Standing Height - 39" 1 Top Open Cubby: 54"W x 24 1/2"D x 8 7/8"H 4 Standard Drawers: 26 1/2"W x 20"D x 9 1/4"H/ea.</p> <p>Leg frame consists of two sets of steel legs and a top horizontal stretcher, constructed of 2" x 2" tubular 16 gauge steel. All metal is epoxy powder coated. Choose from a selection of 18 metal paint colours in page 5. Legs are fitted with a threaded base to accept adjustable glide.</p> <p>OTHER OPTIONS AVAILABLE: a) Hanging Hooks; refer to page 9 for details and pricing b) Oversized Tops; refer to page 9 for details and pricing c) Electrical; refer to page 10-13 for details and pricing</p>	
	LM-6030-H1-LT-32	Laminate Top						\$ 9,836		
	LM-6030-H1-BB-32	Butcher Block Top - Maple						\$ 11,165		
	LM-6030-H1-ER-32	Epoxy Resin Laboratory Top						\$ 11,609		
			Storage Table H1 with 1 Open Cubby & 4 Drawers Standing Height	60"	30"	39"	-	-		
	LM-6030-H1-LT-39	Laminate Top						\$ 9,867		
LM-6030-H1-BB-39	Butcher Block Top - Maple						\$ 11,195			
LM-6030-H1-ER-39	Epoxy Resin Laboratory Top						\$ 11,639			

	MODEL NUMBER	PRODUCT	WIDTH	DEPTH	HEIGHT	WEIGHT	VOLUME	LIST PRICE	DESCRIPTION
 <p>MODEL SHOWN LM-6030-I1-BB-39</p>	LM-6030-I1-LT-32	Storage Table I1 with 1 Open Cubby & 2 Cupboards Sitting/ADA Height Laminate Top	60"	30"	32"	-	-	\$ 9,483	<p>LAMINATE TOP: 1" thick particleboard core with plastic laminate top, balancing backer and 2 mm acrylic edge. Choose from a selection of solid, abstract and wood grain laminate options in page 8 and 18 edge band colours in page 5.</p> <p>BUTCHER BLOCK TOP: 1" thick solid hardwood maple with eased edges. Choose from a selection of maple finishes, refer to page 4.</p> <p>EPOXY RESIN LABORATORY SURFACE TOP: 1" thick epoxy resin, Greenguard certified and features included: - Monolithic composition - Chemical Resistance - Moisture Resistance - Heat Resistance - Durability Black Onyx is the standard colour. For other colour options, choose from a selection of surface colours, refer to page 6.</p> <p>CABINET CONSTRUCTION & LEG FRAME: Cabinet is constructed with 3/4" particleboard core panels with 1/4" banded edges and veneer faces. Storage compartment details and dimensions per unit: * Children's Height - 25" - Not available * Sitting Height - 32" 1 Top Open Cubby: 54"W x 24 1/2"D x 6 7/8"H 2 Cupboards: 26 1/2"W x 22 1/2"D x 13 3/4"H/ea. - Available with 2 adjustable shelves * Standing Height - 39" 1 Top Open Cubby: 54"W x 24 1/2"D x 8 7/8"H 2 Cupboards: 26 1/2"W x 22 1/2"D x 18 3/4"H/ea. - Available with 2 adjustable shelves</p> <p>Leg frame consists of two sets of steel legs and a top horizontal stretcher, constructed of 2" x 2" tubular 16 gauge steel. All metal is epoxy powder coated. Choose from a selection of 18 metal paint colours in page 5. Legs are fitted with a threaded base to accept adjustable glide. Unit is available with a 4" diameter swivel caster with brake.</p> <p>OTHER OPTIONS AVAILABLE: a) Hanging Hooks; refer to page 9 for details and pricing b) Oversized Tops; refer to page 9 for details and pricing c) Electrical; refer to page 10-13 for details and pricing</p>
	LM-6030-I1-BB-32	Butcher Block Top - Maple						\$ 10,812	
	LM-6030-I1-ER-32	Epoxy Resin Laboratory Top						\$ 11,254	
 <p>MODEL SHOWN LM-6030-I1M-BB-39</p>	LM-6030-I1-LT-39	Storage Table I1 with 1 Open Cubby & 2 Cupboards Standing Height Laminate Top	60"	30"	39"	-	-	\$ 9,512	
	LM-6030-I1-BB-39	Butcher Block Top - Maple						\$ 10,840	
	LM-6030-I1-ER-39	Epoxy Resin Laboratory Top						\$ 11,284	
 <p>MODEL SHOWN LM-6030-I1M-BB-39</p>	LM-6030-I1M-LT-32	Mobile Storage Table I1 with 1 Open Cubby & 2 Cupboards Sitting/ADA Height Laminate Top	60"	30"	32"	-	-	\$ 9,689	
	LM-6030-I1M-BB-32	Butcher Block Top - Maple						\$ 10,818	
	LM-6030-I1M-ER-32	Epoxy Resin Laboratory Top						\$ 11,237	
 <p>MODEL SHOWN LM-6030-I1M-BB-39</p>	LM-6030-I1M-LT-39	Mobile Storage Table I1 with 1 Open Cubby & 2 Cupboards Standing Height Laminate Top	60"	30"	39"	-	-	\$ 9,718	
	LM-6030-I1M-BB-39	Butcher Block Top - Maple						\$ 11,047	
	LM-6030-I1M-ER-39	Epoxy Resin Laboratory Top						\$ 11,491	

	MODEL NUMBER	PRODUCT	WIDTH	DEPTH	HEIGHT	WEIGHT	VOLUME	LIST PRICE	DESCRIPTION
 <p>MODEL SHOWN LM-6030-J1-BB-39</p>	LM-6030-J1-LT-32	Storage Table J1 with 1 Open Cubby, 1 Cupboard & 2 Closed Cubbies Sitting/ADA Height Laminate Top	60"	30"	32"	-	-	\$ 8,241	<p>LAMINATE TOP: 1" thick particleboard core with plastic laminate top, balancing backer and 2 mm acrylic edge. Choose from a selection of solid, abstract and wood grain laminate options in page 8 and 18 edge band colours in page 5.</p> <p>BUTCHER BLOCK TOP: 1" thick solid hardwood maple with eased edges. Choose from a selection of maple finishes, refer to page 4.</p> <p>EPOXY RESIN LABORATORY SURFACE TOP: 1" thick epoxy resin, Greenguard certified and features included: - Monolithic composition - Chemical Resistance - Moisture Resistance - Heat Resistance - Durability Black Onyx is the standard colour. For other colour options, choose from a selection of surface colours, refer to page 6.</p> <p>CABINET CONSTRUCTION & LEG FRAME: Cabinet is constructed with 3/4" particleboard core panels with 1/4" banded edges and veneer faces. Storage compartment details and dimensions per unit: * Children's Height - 25" - Not available * Sitting Height - 32" 1 Top Open Cubby: 54"W x 24 1/2"D x 6 7/8"H 1 Cupboard: 26 1/2"W x 22 1/2"D x 13 3/4"H 2 Closed Cubbies: 26 1/2"W x 23 1/2"D x 13 3/4"H/ea. - Available with 2 adjustable shelves * Standing Height - 39" 1 Top Open Cubby: 54"W x 24 1/2"D x 8 7/8"H 2 Cupboards: 26 1/2"W x 22 1/2"D x 18 3/4" 2 Closed Cubbies: 26 1/2"W x 23 1/2"D x 18 3/4"H/ea. - Available with 2 adjustable shelves</p> <p>Leg frame consists of two sets of steel legs and a top horizontal stretcher, constructed of 2" x 2" tubular 16 gauge steel. All metal is epoxy powder coated. Choose from a selection of 18 metal paint colours in page 5. Legs are fitted with a threaded base to accept adjustable glide. Unit is available with a 4" diameter swivel caster with brake.</p> <p>OTHER OPTIONS AVAILABLE: a) Hanging Hooks; refer to page 9 for details and pricing b) Oversized Tops; refer to page 9 for details and pricing c) Electrical; refer to page 10-13 for details and pricing</p>
	LM-6030-J1-BB-32	Butcher Block Top - Maple						\$ 9,570	
	LM-6030-J1-ER-32	Epoxy Resin Laboratory Top						\$ 10,014	
 <p>MODEL SHOWN LM-6030-J1M-BB-39</p>	LM-6030-J1-LT-39	Storage Table J1 with 1 Open Cubby, 1 Cupboard & 2 Closed Cubbies Standing Height Laminate Top	60"	30"	39"	-	-	\$ 8,272	
	LM-6030-J1-BB-39	Butcher Block Top - Maple						\$ 9,601	
	LM-6030-J1-ER-39	Epoxy Resin Laboratory Top						\$ 10,043	
 <p>MODEL SHOWN LM-6030-J1M-BB-39</p>	LM-6030-J1M-LT-32	Mobile Storage Table J1 with 1 Open Cubby, 1 Cupboard & 2 Closed Cubbies Sitting/ADA Height Laminate Top	60"	30"	32"	-	-	\$ 8,449	
	LM-6030-J1M-BB-32	Butcher Block Top - Maple						\$ 9,577	
	LM-6030-J1M-ER-32	Epoxy Resin Laboratory Top						\$ 9,997	
 <p>MODEL SHOWN LM-6030-J1M-BB-39</p>	LM-6030-J1M-LT-39	Mobile Storage Table J1 with 1 Open Cubby, 1 Cupboard & 2 Closed Cubbies Standing Height Laminate Top	60"	30"	39"	-	-	\$ 8,477	
	LM-6030-J1M-BB-39	Butcher Block Top - Maple						\$ 9,807	
	LM-6030-J1M-ER-39	Epoxy Resin Laboratory Top						\$ 10,249	

	MODEL NUMBER	PRODUCT	WIDTH	DEPTH	HEIGHT	WEIGHT	VOLUME	LIST PRICE	DESCRIPTION
 <p>MODEL SHOWN LM-6030-K1-BB-39</p>		Storage Unit K1 with 1 Open Cubby, 1 Cupboard & 2 Drawers Sitting/ADA Height	60"	30"	32"	-	-		<p>LAMINATE TOP: 1" thick particleboard core with plastic laminate top, balancing backer and 2 mm acrylic edge. Choose from a selection of solid, abstract and wood grain laminate options in page 8 and 18 edge band colours in page 5.</p> <p>BUTCHER BLOCK TOP: 1" thick solid hardwood maple with eased edges. Choose from a selection of maple finishes, refer to page 4.</p> <p>EPOXY RESIN LABORATORY SURFACE TOP: 1" thick epoxy resin, Greenguard certified and features included: - Monolithic composition - Chemical Resistance - Moisture Resistance - Heat Resistance - Durability Black Onyx is the standard colour. For other colour options, choose from a selection of surface colours, refer to page 6.</p> <p>CABINET CONSTRUCTION & LEG FRAME: Cabinet is constructed with 3/4" particleboard core panels with 1/4" banded edges and veneer faces. Storage compartment details and dimensions per unit: * Children's Height - 25" - Not available * Sitting Height - 32" 1 Top Open Cubby: 54"W x 24 1/2"D x 6 7/8"H 1 Cupboard: 26 1/2"W x 22 1/2"D x 13 3/4"H 2 Standard Drawers: 26 1/2"W x 20"D x 6 3/4"H/ea. - Available with 1 adjustable shelf within cupboard * Standing Height - 39" 1 Top Open Cubby: 54"W x 24 1/2"D x 8 7/8"H 1 Cupboard: 26 1/2"W x 22 1/2"D x 18 3/4" 2 Standard Drawers: 26 1/2"W x 20"D x 9 1/4"H/ea. - Available with 1 adjustable shelf within cupboard</p> <p>Leg frame consists of two sets of steel legs and a top horizontal stretcher, constructed of 2" x 2" tubular 16 gauge steel. All metal is epoxy powder coated. Choose from a selection of 18 metal paint colours in page 5. Legs are fitted with a threaded base to accept adjustable glide.</p> <p>OTHER OPTIONS AVAILABLE: a) Hanging Hooks; refer to page 9 for details and pricing b) Oversized Tops; refer to page 9 for details and pricing c) Electrical; refer to page 10-13 for details and pricing</p>
	LM-6030-K1-LT-32	Laminate Top						\$ 9,659	
	LM-6030-K1-BB-32	Butcher Block Top - Maple						\$ 10,988	
	LM-6030-K1-ER-32	Epoxy Resin Laboratory Top						\$ 11,431	
		Storage Unit K1 with 1 Open Cubby, 1 Cupboard & 2 Drawers Standing Height	60"	30"	39"	-	-		
	LM-6030-K1-LT-39	Laminate Top						\$ 9,689	
LM-6030-K1-BB-39	Butcher Block Top - Maple						\$ 11,018		
LM-6030-K1-ER-39	Epoxy Resin Laboratory Top						\$ 11,461		

Palmieri Furniture Limited ("Palmieri") warrants that its products and collections are free from defects in materials and workmanship for the life of the product, except as set forth below. Palmieri Limited Lifetime Warranty is valid from the date of delivery.

Exceptions to the Limited Lifetime Warranty: Seating: two (2) years

Goods sold hereunder are covered by a Limited Lifetime Warranty, free against defects in material and workmanship provided the goods and services are subjected to normal use and service. The applicable warranty period commences from shipping date to Purchaser of any item of the goods, whichever occurs first, or any other warranty period otherwise stipulated in writing by Palmieri under this sale. For components not supplied by Palmieri, the original manufacturer's warranty shall apply to the extent assignable by Palmieri. The obligation under this warranty is limited to the repair or replacement, at Palmieri's option, of defective parts F.O.B. point of shipment provided that prompt notice of any defect is given by Purchaser to Palmieri in writing within the applicable warranty period and that upon the Purchaser's return of the defective parts to Palmieri or, if designated by Palmieri, to the location where the works are made, properly packed and with transportation charges prepaid by Purchaser, an inspection thereof shall reveal to Palmieri's satisfaction that Purchaser's claim is valid under the terms of this warranty. Purchaser shall assume all responsibility and expense for dismantling, removal, re-installation and freight in connection with the foregoing. The same obligations and conditions extend to replacement parts furnished by Palmieri hereunder.

Palmieri does not assume liability for installation, labour or consequential damages. Palmieri makes no warranty other than the one set forth herein. All other warranties, legal, expressed or implied, including but not limited to any expressed or implied warranty of merchantability, of fitness for the intended use thereof or against infringement are hereby expressly excluded. The applicable warranty ceases to be effective if the goods are altered or repaired other than by persons authorized or approved by Palmieri to perform such work. Repairs or replacement deliveries do not interrupt or prolong the term of the warranty. The warranty ceases to be effective if Purchaser fails to handle and use the goods sold hereunder in a safe and reasonable manner and in accordance with any written instructions from the manufacturers.

Warranty Does Not Apply To Product Failure Or Loss Resulting From:

Abuse, misuse or accident, alteration or modification of product by customer or third party, normal wear and tear, improper installation, handling or incorrect use. The substitution of part components or hardware not approved or authorized by Palmieri, acts of God, unauthorized repairs, improper storage, and environmental conditions such as irregular temperature control either inside or outside the environment.

Warranty Provides Exclusive Remedies:

If a product fails under ordinary use as a result of a defect in material or workmanship, Palmieri will: (A) repair, or (B) replace the furniture. The replacement or repair of the Furniture or Seating will be at the discretion of Palmieri. If the defect or workmanship cannot be remedied on site, repairs can be made at the factory. (C) If the product repair or replacement is not commercially practicable or cannot be remade in a timely manner Palmieri will refund the purchase price of the affected product. A product "**Defect**" means: an inadequacy in the materials or workmanship of the product that (A) existed at the time when you received the product from Palmieri or Palmieri authorized Reseller and (B) causes a failure of the product to perform under ordinary use in accordance with the materials and documentation accompanying the product. "**Ordinary Use**" means: use of the product (A) in accordance with all applicable local, state or federal laws, codes and regulations and (B) in accordance with manufacturer recommendations and or instructions in the materials and documentation accompanying the product or through shop drawings. A "**Palmieri Authorized Reseller**" means: any dealer that is legally permitted to conduct business in the jurisdiction where the product is sold and is duly authorized by Palmieri to sell the product.

Warranty work must be approved by authorized personnel of Palmieri Furniture Limited in Richmond Hill, Ontario, Canada.

A copy of the original purchase order must accompany all claims.

Warranty Does Not Cover:

Matching of colours, stains, textures, grains and any other variations in materials. Select and Custom Surfaces and materials are only warranted for their application on the specified product and are not covered by our warranty, except as warranted by the original supplier, for quality, colourfastness, shade variations or abrasion and textiles purchased for Palmieri product.

This limited warranty is the sole remedy for product defect and no other express or implied warranty is provided. Warranty is not transferable and valid only for the original purchaser acquiring a product from Palmieri or a Palmieri authorized reseller for the purchaser's own use and not for resale, remarketing or distribution. Limited Lifetime Warranty (25 years)

GENERAL

The following Terms and Conditions of Quote and Sale shall apply to any sale of goods and services by Palmieri Furniture Limited (hereinafter called "Palmieri"). Purchaser shall be deemed to have full knowledge of the terms and conditions herein and such terms and conditions shall be binding if either the goods and services referred to herein are delivered to and accepted by Purchaser, or if Purchaser does not within five (5) days from the date hereof deliver to Palmieri written objection to said terms and conditions or any part thereof.

In the event of any conflict or inconsistency between the terms and conditions of sale herein and the terms and conditions contained in Purchaser's order or in any other form issued by Purchaser, whether or not any such form has been acknowledged or accepted by Palmieri, Palmieri's terms and conditions herein shall prevail. No waiver, alteration or modification of these terms and conditions shall be binding upon Palmieri unless made in writing and signed by a duly authorized representative of Palmieri.

1. QUOTATIONS / PRODUCT QUOTED

Unless otherwise stated, **Palmieri's quotations shall be null and void unless accepted by Purchaser within thirty (30) days from the date of quotation.** Quotes may be subject to change before order placement, due to increased material costs and or other factors that could impact the final cost of production and our final understanding of the product required. If the items quoted do not reflect the intended product requirements of the customer, Palmieri will not be held responsible for increased costs for those product changes. We reserve the right to edit or re-quote any portion of a previously submitted quotation subject to our final understanding of the product required by the client.

2. PALMIERI DRAWINGS

Palmieri provides drawings for Custom & Standard product we produce to our clients upon request. We consider these drawings to be Private and Confidential and are provided for the sole purpose and use of our clients to understand the product we are providing. The use of these confidential materials is limited to the transaction between the parties and at no point are these confidential materials to be sent to any of our competitors or parties quoting for the same purpose.

A minimum \$ 85.00 NET Engineering Administrative Fee will apply for Custom Product Drawings

(Note: The first set of Custom product drawings will be free of charge)

A minimum \$ 120.00 NET Engineering Administrative Fee will apply for all Standard Product Drawings

3. TERMS OF PAYMENT

For authorized customers; Orders at a \$ 75,000.00 threshold will require a mandatory 25% deposit. Orders over and above \$ 100,000.00 requires a mandatory (25%) deposit at time of order, a mandatory (25%) deposit prior to product shipment and the balance to be paid within thirty (30) days of date of shipment. Payment not be made to Palmieri when due, Palmieri reserves the right to charge Purchaser with interest on such overdue payments. Interest of 2% per month (24% per annum) is charged on all overdue accounts, unless otherwise specified. The charging of such interest shall not be construed as obligating Palmieri to grant any extension of time in the terms of payment. All goods remain the property of Palmieri, until balance is paid in full to Palmieri.

4. TITLE

Title to the goods or any part thereof shall not pass from Palmieri to Purchaser until all payments due hereunder have been duly made, except as otherwise expressly stipulated herein. The goods shall be and remain personal or moveable property, notwithstanding their mode of attachment to realty or other property. If default is made in any of the payments herein, Purchaser agrees that Palmieri may retain all payments which have been made on account of the purchase price as liquidated damages, and Palmieri shall be free to enter the premises where the goods may be located and remove them as Palmieri's property, without prejudice to Palmieri's right to recover any further expenses or damages Palmieri may suffer by reason of such nonpayment.

5. TAXES

Prices do not include Goods & Services Tax, Provincial or Municipal sales, use, value-added or similar tax. All applicable taxes are extra. Our Harmonized Sales Tax (HST) registration number is R104055066.

6. THE AGREEMENT

An acceptance and official confirmation of Purchasers' order by signing Palmieri's Order Confirmation the Purchaser therefore is accepting terms and conditions as expressed herein Palmieri's Terms and Conditions of Quote and Sale by Palmieri and shall constitute the complete agreement, subject to the terms and conditions of sale herein set forth, and shall supersede all previous quotations, orders or agreements.

7. LEAD TIME / DELIVERY / DELAYS

Lead time is determined only when final material/finish selection and drawing approvals are received by Palmieri from the client. The accuracy of Palmieri's lead times, is created to the best of our ability with the information provided to us. Confirmed lead time is conveyed to the client by means of Order Confirmation. They do not preclude the client from checking the accuracy of your requirement and our Order Confirmation. Any noted discrepancies are to be reported immediately to Palmieri Customer Service Department for correction and re-issue of revised Order Confirmation. By signing and dating the Order Confirmation the client accepts the terms and conditions of quote and sale.

Lead time on our Order Confirmation do not account for delays that could potentially occur for special materials specified by the client that are outside of our standard finishes and materials program that are out of our control and will affect the lead time on the order. Palmieri will notify the client immediately when these delays occur and adjust the lead time accordingly.

Delivery schedules are approximate and are based on prevailing market conditions applicable respectively at

the time of Palmieri's quotation and Palmieri's acceptance of clients' order, if certain portions of an order are completed by the quoted lead time while other portions have experienced delays outside of our control. The client may choose to part ship the order at their discretion and expense. Otherwise the entire order will ship with the delayed portion at a later date. Palmieri may extend delivery schedules or may, at its option, cancel Purchaser's order in full or in part without liability other than to return any deposit or prepayment which is unearned by reason of the cancellation.

8. CHANGES AND CANCELLATION

Orders accepted by Palmieri are not subject to changes or cancellation by Purchaser without the written consent of Palmieri. In such cases where Palmieri authorizes changes or cancellation, Palmieri reserves the right to charge the Purchaser with reasonable costs based upon expenses already incurred and commitments made by Palmieri, including, without limitation, any labour done, material purchased and also including Supplier's usual overhead and reasonable profit and cancellation charges from Palmieri's suppliers. Palmieri will communicate to the Purchaser additional costs incurred by way of Revised Order Confirmation. Revised Order Confirmation will include applicable costs incurred and modification to lead times (if applicable). The Purchaser must provide Palmieri written confirmation of additional costs, before any changes can be processed on the order.

A minimum charge of \$ 100.00 NET Change Order Request fee will apply

A minimum charge of \$ 150.00 NET Cancel Order Request fee will apply

9. SHIPPING LOCATION / SHIPPING QUOTES / COST OF TRANSPORTATION

Unless otherwise stated, all prices are F.O.B. our factory in Richmond Hill, Ontario, Canada.

Customary methods of transportation shall be selected by Palmieri and such transportation will be at Purchaser's expense. Shipping quotations are made at time of furniture quotation and are outside the control of Palmieri. **Shipping quotes are valid for ten (10) business days from the time of quote.** We do our best to maintain shipping costs as quoted, however all shipping weights and cubic feet shown are approximate only, various construction materials and packaging methods may add to the weights given. All quoted prices, unless otherwise stated on the quotation, are based on the current exchange rates, tariffs, fuel surcharges and costs of manufacture and are subject to change by Palmieri with or without notice until Purchaser's acceptance. Palmieri does not assume responsibility or liability for shipping costs, product during transit, or variances from the shipping weights or cubic feet shown in our specification guides. Special methods of transportation will be used upon Purchaser's request and at Purchaser's additional expense, provided reasonable notice of Purchaser's transportation requirements are given by Purchaser to Palmieri prior to shipment. Palmieri will notify the client prior to shipping product if shipping costs as quoted change, at which point the client must approve the adjusted shipping costs.

10. RECEIVING PRODUCT / REPORTING DAMAGE / STORAGE OF PRODUCT

Upon receipt of Palmieri product, the receiver of the goods must immediately inspect the product to ensure it is free of shipping damage. If the product is deemed in good order, the receiver of the product must ensure

to sign off on the accompanying carriers Bill of lading in good condition. Except for obligations stated under "Warranty" herein, Palmieri's responsibility for the product ceases once the product has been received and signed off in good order and is the full responsibility of the receiver and subsequently the owner.

In the event shipping damage is discovered during receipt of shipment, it is the responsibility of the receiver to ensure all noted damage is recorded on the carrier's Bill of Lading prior to sign off. All noted shipping damage claims must be reported to Palmieri within **24 hours** of receipt of the product onsite, failure to do so will result in the claim being deemed null and void. All shipping damage claims are to be reported directly to Palmieri's Shipping Manager. Please call our toll free number at **1-800-413-4440 ext. 33** or submit the claim by Fax directly to **1-905-731-9878**. Palmieri will not accept any shipping damage claims submitted **after 24 hours** and it shall be conclusively presumed that the goods were delivered in good condition.

Storage of product, Palmieri will not be held responsible for any potential damages or shortages for product shipped and received by Purchaser and is subsequently placed into storage and not inspected within 24 hours of receipt.

11. INSTALLATION / SHORTAGES / BACK CHARGES

Unless otherwise expressly stipulated, the goods shall be installed by and at the risk and expense of Purchaser.

In the event that Palmieri is requested to supervise such installation, Palmieri's responsibility shall be limited to exercising that degree of skill customary in the trade in supervising installations of the same type. Purchaser shall remain responsible for all other aspects of the work including compliance with the local regulations. It is the responsibility of the Purchaser to ensure hardware and parts are received in good order. Packing slip and hardware list to be provided by Palmieri with every order at time of shipping. Purchaser has the responsibility to notify Palmieri immediately without delay of issues that arise; subsequently Palmieri will take action to provide prompt resolution.

Shortages must be reported to Palmieri within **24 hours** of receipt of the goods and failure to do so may be at the expense of the Purchaser.

If deemed missing hardware and parts short shipped from the factory, Palmieri will arrange to ship freight prepaid to destination. Palmieri will only be responsible for replacement costs of missing hardware and parts, any labour costs incurred will be the responsibility of the Purchaser and will not be approved by Palmieri.

Back Charges will only be approved if we deemed a defect in the material or workmanship is found during the installation period resulting in a return trip to the job-site to complete installation. It shall remain the sole discretion of Palmieri to approve (A) repair or (B) replace the furniture and any labour costs incurred by the Purchaser.

12. FORCE MAJEURE

Palmieri shall not be responsible or liable for any loss or damage incurred by Purchaser herein resulting from causes beyond the reasonable control of Palmieri including, but without limitation, abuse, misuse or accident, alteration or modification of product by customer or third party, normal wear and tear, improper installation, handling or incorrect use, unauthorized repairs, the substitution of part components or hardware not approved or authorized by Palmieri, improper storage, and environmental conditions such as irregular temperature control

either inside or outside the environment, acts of God, fire, flood, delays in transportation, or the failure of Palmieri's suppliers to meet their delivery promises. The acceptance of delivery of the goods by Purchaser shall constitute a waiver of all claims for loss or damage due to any delay whatsoever.

13. RETURNED GOODS

No goods may be returned to Palmieri for a credit or exchanged without Palmieri's prior written consent.

Palmieri reserves the right to accept all returns and subject to a handling/restocking charge or to decline all returns. Even after Palmieri has authorized the return of goods for credit, Palmieri reserves the right to adjust the amount of any credit given to Purchaser on return of the goods based on the conditions of the goods on arrival in Palmieri's warehouse. Credit for returned goods will be issued to Purchaser only where such goods are returned by Purchaser and not by any subsequent owner of the goods. Goods will be considered for return only if they are in their original condition and packaging. Palmieri Goods Return Authorization Form to be issued and **must** accompany all shipments returning back to the factory. **Return freight must be prepaid by Purchaser. A minimum 20% re-stocking fee will apply.**

PALMIERI

create. communicate. collaborate.

Palmieri Furniture Ltd.

1230 Reid Street
Richmond Hill
Ontario Canada L4B 1C4

T: 905 731 9300
F: 905 731 9878
TF: 800 413 4440

E: info@palmierifurniture.com
W: www.palmierifurniture.com