

# PALLMER

GENERAL  
SPECIFICATION GUIDE  
& PRICE LIST 2024

### WOODS & FINISHES:

#### Natural Maple

Standard



Natural Clear – M-NA

#### Maple Finishes

The following stains are available, add 10% to list




Castle Oak – M-CO



Honey Oak – M-HO




English Oak – M-EN




Victorian Cherry – M-VI



Richmond Cherry – M-RC



Mahogany – M-MA




Java – M-JA



Wenge – M-WE

#### Natural Red Oak


Standard




Natural Clear – O-NA

#### Red Oak Finishes

The following stains are available, add 10% to list




Castle Oak – O-CO



Honey Oak – O-HO



English Oak – O-EN




Victorian Cherry – O-VI



Richmond Cherry – O-RC



Mahogany – O-MA



Java – O-JA



Wenge – O-WE

#### Natural Cherry


Add 20% to list




Natural Clear – C-NA

#### Cherry Finishes

The following stains are available, add 30% to list



Honey Oak – C-HO



Richmond Cherry – C-RC

#### Natural Walnut


Add 20% to list



Natural Clear – W-NA

#### Walnut Finishes

The following stain is available, add 30% to list



Java – W-JA

### WILSONART® LAMINATES:

Solid, Abstract and Wood Grain Options



Frosty White  
1573-60



Black  
1595-60



Spiced Zephyr  
4859-60



Walnut Heights  
7965-38




Studio Teak  
7960-38



Natural Almond  
D30-60



Indigo  
D379-60



Morro Zephyr  
4846-60



Wild Cherry  
7054-60



Skyline Walnut  
7964-38



Beige  
1530-60



Maroochy Brush  
4745-60



Fusion Maple  
7909-60



Phantom Pearl  
8211-38




Phantom Charcoal  
8214-38



Fashion Grey  
D381-60



Woolamai Brush  
4746-60




Bannister Oak  
7806-60




White Driftwood  
8200-38




Asian Night  
7949-38



Dove Grey  
D92-60



Blue Agave  
4919-60



Mambo  
7948-60




Grey Elm  
8201-38



Slate Grey  
D91-60



Eggplant  
4913-60



Cocobala  
7942-38



Phantom Cocoa  
8213-38

### ABET LAMINATES:

Solid Colour Options

						
Bianco Ghiaccio 410	Beige 416	West Brown 892	Fondente 1828	Grigio Chiaro 478	Grigio Plomo 480	Grigio Scuro 871
						
Grigio Grafite 879	Nero 421	Giallo Pom Pom 463	Giallo Africa 469	Verde Erbetta 460	Sempreverde 451	Verde Biliardo 440
						
Verde Lauro 450	Verde Versailles 845	Bleu Panarea 482	Blu Amorgos 1824	Bleu California 499	Bleu Primario 838	Blu Cobalto 851
						
Blu Pavone 849	Blu Tenebre 1804	Blu Zaffiro 484	Blu Intenso 1818	Viola Madras 423	Viola Tramonto 424	Rosso Prugna 836
						
Rosso Antico 435	Rosso 431	Rosso Cavallino 1822	Arancio Canyon 835	Giallo Pop 861	Viola Sacro 1821	Fucsia 1840
						
Orchidea 1881	Viola Campanula 1827					

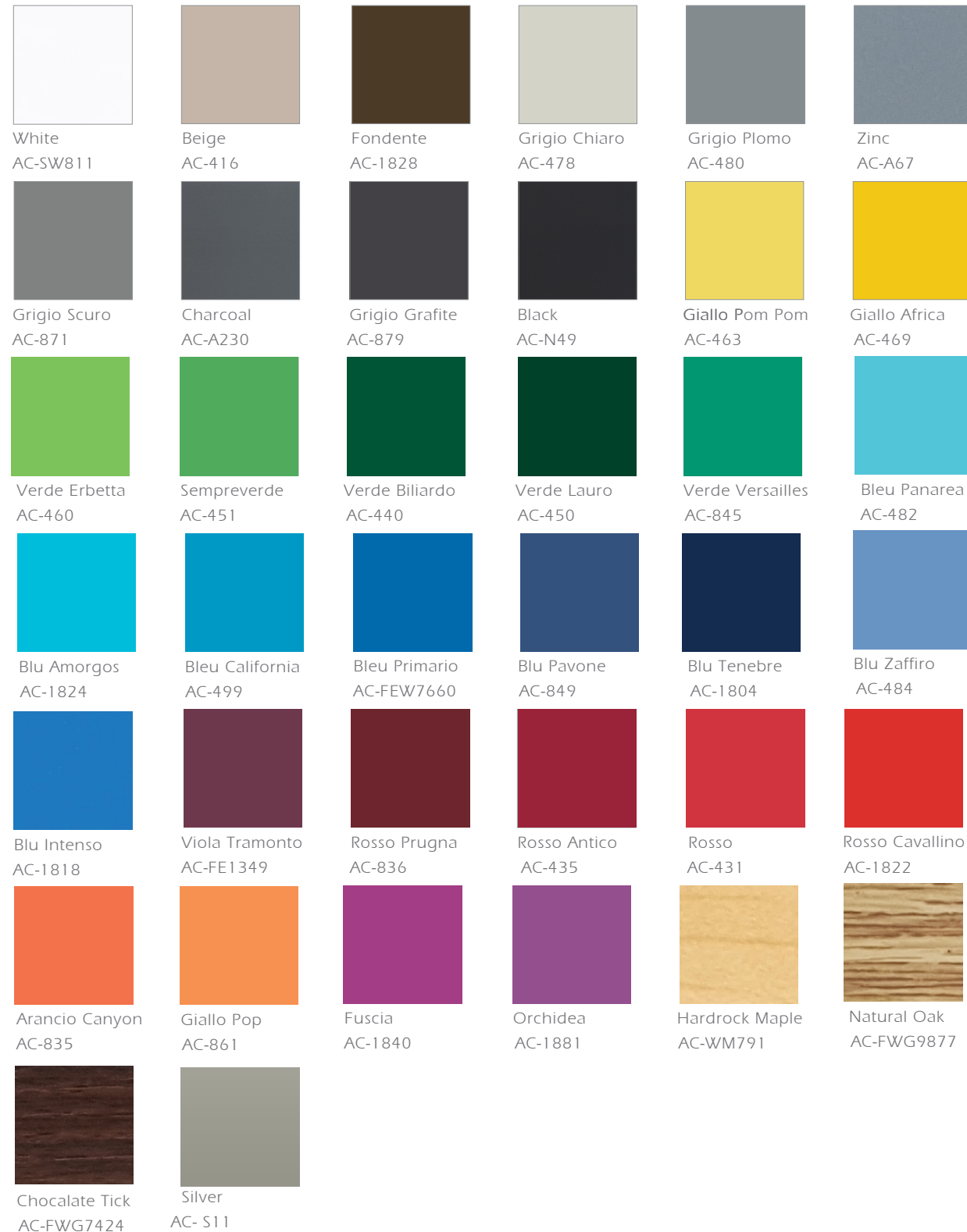
### METAL PAINT:

Thermal Paint Colours

						
White PS-111-W374	Antique White W11	Telegrey 4 RAL 7047	Grey A16	Zinc A67	Charcoal A230	Black N49
						
Black Sandtex N31	Sparkle Silver S11	Champagne S14	Beige Gray RAL 7006	Zinc Yellow RAL 1018	Traffic Yellow RAL 1023	Deep Orange RAL 2011
						
Traffic Red RAL 3020	Carmine Red RAL 3002	Purple Red RAL 3004	Claret Violet RAL 4004	Signa Violet RAL 4008	Traffic Purple RAL 4006	Blue Lilac RAL 4005
						
Yellow Green RAL 6018	Signal Green RAL 6032	Turquoise Green RAL 6016	Light Blue RAL 5012	Sky Blue RAL 5015	Gentian Blue RAL 5010	Cobalt Blue RAL 5013

### EDGE BAND COLOURS:

PVC edge band colour options



**HARDWOODS:** All hardwood materials used in the manufacturing of Palmieri products shall be Northern grown hardwoods. Hardwoods will be air and kiln dried to a moisture content of 5-7%. All hardwoods shall be of grade "A" material, free of material stains, imperfections, conformity of grain, texture and color. Hardwood species shall be Northern grown Red Oak, Clear White Northern Maple and Birch. American Cherry and Honduras Mahogany and Walnut are available. Please inquire for pricing.

**VENEER:** Exposed face veneers shall be not less than 1/28" thick plain sliced veneers. Veneers are to be selected for conformity of grain direction and color. Veneers are to be stitched tightly in a book match, slip match or plain sliced configuration. Unexposed veneers are to be of hardwood but not selected for color, or grain quality. Veneers are not to be lap joined or reveal any tape or glue lines.

**PARTICLE BOARD CORE:** The particleboard shall be formed of wood chips, bonded with a water resistance adhesive. The particleboard material is to be of a high density 45 lbs/cu. ft. having a minimum average modulus of rupture of 2400 psi and a minimum average modulus of elasticity of 4,000,000 psi.

**VENEER CORE:** Veneer core is to be constructed with odd numbers of plies. Each ply is to be laminated in pairs and cross banded in opposite directions with grain direction at a 90 degree angle to the grain of the center core. All plies are to be free from knots, wrinkles, laps or other natural or manufacturing defects.

**LUMBER CORE:** Lumber core is to be of the highest quality grade. Grade "A" select stock. Lumber core shall be constructed of solid random width strips not less than 2" wide nor more than 3 1/2" wide by 1" thick. Wood strips will be free from knots or other defects. All strips will be tightly joined using water resistance adhesives.

**HIGH PRESSURE LAMINATE:** Work surface laminate shall be .050" thick and used with balancing backer sheet of no less than .028" thick. Laminate shall conform to standards set by the American Standards Institute/National Electrical Manufacturers Association (ANSI/NEMA) for thickness, performance and appearance. Printed colours, abstract patterns and wood grains are reproduced from representative segments of large sheets and may differ slightly from the actual product.




**FINISHING PROCEDURES:** All materials shall be inspected and treated with a final sanding and polishing operation before any staining and final finishing can be performed. All machine and mill marks are to be removed. Once the polishing and sanding has been performed, the furniture will then undergo the following stain and finishing procedures:





- Step 1 A base stain will be uniformly applied, wiped and then allowed to dry under factory controlled conditions.
- Step 2 A uniform coat of sealer will be applied and allowed to dry.
- Step 3 Sealer will be lightly sanded using 240 grit silicon paper.
- Step 4 A catalytic lacquer of 34-45 degree sheen is evenly applied and allowed to dry under factory controlled conditions.





**METAL FINISHING PROCEDURES:** All metal components are thoroughly cleaned and coated electrostatically with an epoxy powder coat paint finish. The metal components are then oven baked and cured for a lasting finish.





**EDGE BANDS:** All edge bands are manufactured in PVC, semi-rigid (Flex) and ABS. Standard edging size are normally 1.25" wide x 2 mm thick. These are made of the highest grade polymers and its materials are extensively tested prior to production using special test procedures and industry specification and quality standards.



	MODEL NUMBER	PRODUCT	WIDTH	DEPTH	HEIGHT	WEIGHT	VOLUME	PRICE	DESCRIPTION
	BT-100-39	Book Return Truck	25 <sup>1</sup> / <sub>4</sub> "	23 <sup>1</sup> / <sub>2</sub> "	31 <sup>3</sup> / <sub>4</sub> "	90 Lbs.	12 Cu.Ft.	\$ 4,191	Fits into Linx and Gemini Desk System Book Return Units, LX-208 and GS-208. Unit constructed from 3/4 plywood, assembled together by means of tongue and groove assembly. Descending platform will be of veneer. Platform will be mounted to a coiled tension spring that will descend as books are dropped off and ascend as they are removed. 4 diameter swivel casters are mounted to the underside of the truck.
	BT-100-32	Book Return Truck Small	25 <sup>1</sup> / <sub>4</sub> "	23 <sup>1</sup> / <sub>2</sub> "	26 <sup>3</sup> / <sub>4</sub> "	80 Lbs.	11 Cu.Ft.	\$ 4,191	
	BT-101	Depressible Book Truck with Lid	25 <sup>1</sup> / <sub>4</sub> "	23 <sup>1</sup> / <sub>2</sub> "	36 <sup>3</sup> / <sub>4</sub> "	120 Lbs.	16 Cu.Ft.	\$ 4,812	Used for after hour drop-offs. Unit constructed from 3/4" plywood, assembled together by means of tongue and groove assembly. Descending platform will be of veneer. Platform will be mounted to a coiled tension spring that will descend as books are dropped off and ascend as they are removed. Locking lid 25-1/2" wide x 23-1/2" long x 8" high constructed from 3/4" plywood. Top surface laminated. Assembled by means of tongue and groove assembly. Book return slot is 14" wide x 3" high, banded on all four edges. Unit comes complete with lock. 4" diameter swivel casters are mounted to the underside of the truck.
	BT-102	Wood Truck with 3 Flat Shelves	32 <sup>1</sup> / <sub>4</sub> "	15 <sup>1</sup> / <sub>2</sub> "	37"	65 Lbs.	11 Cu.Ft.	\$ 1,486	Constructed from 3/4" 3-ply plywood. End panels banded on all sides with 1/2" solid, edges to be radiused 3/8". Bottom constructed as end panels, 1/4" solid external banding on long sides only, edges eased. Shelves constructed from 3/4" 3-ply plywood. Clearance between shelves will be 12-1/8". End panels, shelves and bottom are fastened together by means of 3" long pan head bolts passing through end panels and into metal fasteners imbedded in the underside of the bottom and shelves. Two, 3/4" thick x 4" wide reinforcing rails are mounted to the underside of the bottom. 4" Diameter casters are mounted to the reinforcing rails.
	BT-102X	Oversize Wood Truck with 3 Flat Shelves	38"	17"	39"	70 Lbs.	12 Cu.Ft.	\$ 1,531	Constructed from 3/4" solid maple or solid oak. End panel edges to be radiused 3/8". Bottom constructed as end panels, bottom edges to be eased. Clearance between shelves will be 12-3/4". End panels, shelves and bottom are fastened together by means of 3" long pan head bolts passing through end panels and into metal fasteners imbedded in the underside of the bottom and shelves. Two, 3/4" thick x 4" wide reinforcing rails are mounted to the underside of the bottom. 4" Diameter casters are mounted to the reinforcing rails.






	MODEL NUMBER	PRODUCT	WIDTH	DEPTH	HEIGHT	WEIGHT	VOLUME	PRICE	DESCRIPTION
	BT-103	Wood Display Truck, Double Sided	32 1/4"	15 1/2"	37"	65 Lbs.	11 Cu.Ft.	\$ 1,664	Display book truck has 4 sloping display shelves. Constructed from 3/4" 3-ply plywood. End panels banded on all sides with 1/2" solid, edges to be radiused 3/8". Bottom constructed as end panels, 1/4" solid external banding on long sides only, edges eased. Shelves constructed from 3/4" 3-ply plywood. Clearance between shelves will be 11-1/2". End panels, shelves and bottom are fastened together by means of 3" long pan head bolts passing through end panels and into metal fasteners imbedded in the underside of the bottom and shelves. Two, 3/4" thick x 4" wide reinforcing rails are mounted to the underside of the bottom. 4" Diameter casters are mounted to the reinforcing rails.
	BT-103X	Oversize Display Truck, Double Faced	38"	17"	39"	70 Lbs.	12 Cu.Ft.	\$ 1,734	Display book truck has 4 sloping display shelves. Constructed from 3/4" solid maple or solid oak. End panel edges to be radiused 3/8". Bottom constructed as end panels, edges eased. Clearance between shelves will be 13". End panels, shelves and bottom are fastened together by means of 3" long pan head bolts passing through end panels and into metal fasteners imbedded in the underside of the bottom and shelves. Two, 3/4" thick x 4" wide reinforcing rails are mounted to the underside of the bottom. 4" Diameter casters are mounted to the reinforcing rails.
	BT-104	Wood Display Truck, Single Sided	32 1/4"	15 1/2"	37"	65 Lbs.	11 Cu.Ft.	\$ 1,748	Display book truck has 2 single sided sloping display shelves. Constructed from 3/4" 3-ply plywood. End panels banded on all sides with 1/2" solid, edges to be radiused 3/8". Bottom constructed as end panels, 1/4" solid external banding on long sides only, edges eased. Shelves constructed from 3/4" 3-ply plywood. Clearance between shelves will be 11-1/2". End panels, shelves and bottom are fastened together by means of 3" long pan head bolts passing through end panels and into metal fasteners imbedded in the underside of the bottom and shelves. Two, 3/4" thick x 4" wide reinforcing rails are mounted to the underside of the bottom. 4" Diameter casters are mounted to the reinforcing rails.
	BT-104X	Oversize Wood Display Truck, Single Faced	38"	17"	39"	70 Lbs.	12 Cu.Ft.	\$ 1,780	Display book truck has 2 single sided sloping display shelves. Constructed from 3/4" solid maple or solid oak. End panel edges to be radiused 3/8". Bottom constructed as end panel edges eased. Clearance between shelves will be 13". End panels, shelves and bottom are fastened together by means of 3" long pan head bolts passing through end panels and into metal fasteners imbedded in the underside of the bottom and shelves. Two, 3/4" thick x 4" wide reinforcing rails are mounted to the underside of the bottom. 4" Diameter casters are mounted to the reinforcing rails.






	MODEL NUMBER	PRODUCT	WIDTH	DEPTH	HEIGHT	WEIGHT	VOLUME	PRICE	DESCRIPTION
	BT-277	Steel Display Truck, Single Sided	32"	16 1/2"	43"	65 Lbs.	11 Cu.Ft.	\$ 1,088	Metal frames constructed from 1" x 1" 16 gauge tubing. Tubing spot welded to panels and shelves. Panels and shelves constructed from 18 gauge sheet metal. 2 sloping shelves 14-3/4" deep x 6" high with 12" clearance between each shelf. Book truck fitted with inserts to accept 4" diameter polyflex casters. Book truck finished in a baked enamel finish: Antique White – W11 as a standard color. Other colors available upon request (upcharge).
	BT-312	Steel Truck with 3 Flat Shelves	32"	16 1/2"	43"	65 Lbs.	11 Cu.F.	\$ 1,068	Metal frames constructed from 1" x 1" 16 gauge tubing. Tubing spot welded to panels and shelves. Panels and shelves constructed from 18 gauge sheet metal. 3 flat shelves complete with 12" clearance between each shelf. Book truck fitted with inserts to accept 4" diameter polyflex casters. Book truck finished in a baked enamel finish: Antique White – W11 as a standard color. Other colors available upon request (upcharge).
	BT-312-A	Steel Display Truck, Double Sided	32"	16 1/2"	43"	65 Lbs.	11 Cu.Ft	\$ 1,114	Metal frames constructed from 1" x 1" 16 gauge tubing. Tubing spot welded to panels and shelves. Panels and shelves constructed from 18 gauge sheet metal. 4 sloping shelves back to back each at a 90 degree angle - 6-1/2" deep x 6-1/4" high with 12" clearance between each shelf. Book truck fitted with inserts to accept 4" diameter polyflex casters. Book truck finished in a baked enamel finish: Antique White – W11 as a standard color. Other colors available upon request (upcharge).
	BT-313	Steel Display Book Buddy Truck, Double Sided	32"	16 1/2"	43"	65 Lbs.	11 Cu.Ft	\$ 1,216	Metal frames constructed from 1" x 1" 16 gauge tubing. Tubing spot welded to panels and shelves. Panels and shelves constructed from 18 gauge sheet metal. Top flat shelf: 16" deep x 3-1/4" high back lip. Bottom picture book compartment is 24-3/4" high with 4 fixed dividers 6" apart. Book truck fitted with inserts to accept 4" diameter polyflex casters. Book truck finished in a baked enamel finish: Antique White – W11 as a standard color. Other colors available upon request (upcharge).



	MODEL NUMBER	PRODUCT	WIDTH	DEPTH	HEIGHT	WEIGHT	VOLUME	PRICE	DESCRIPTION
	BT-316	Steel Book Buddy Truck with 3 Flat Shelves	32"	16 1/2"	43"	65 Lbs.	11 Cu.Ft.	\$ 2,340	Metal frames constructed from 1" x 1" 16 gauge tubing. Tubing spot welded to panels and shelves. Panels and shelves constructed from 18 gauge sheet metal. 3 flat shelves complete with 12" clearance between each shelf. Book truck fitted with inserts to accept 4" diameter polyflex casters. Book truck finished in a baked enamel finish: Antique White – W11 as a standard color. Other colors available upon request (upcharge).
	BT-316-A	Steel Display Book Buddy Truck, Double Sided	32"	16 1/2"	43"	65 Lbs.	11 Cu.F.	\$ 2,391	Metal frames constructed from 1" x 1" 16 gauge tubing. Tubing spot welded to panels and shelves. Panels and shelves constructed from 18 gauge sheet metal. 4 sloping shelves back to back each at a 90 degree angle - 6-1/2" deep x 6-1/4" high with 12" clearance between each shelf. Book truck fitted with inserts to accept 4" diameter polyflex casters. Book truck finished in a baked enamel finish: Antique White – W11 as a standard color. Other colors available upon request (upcharge).
	BT-ST1	Steer 1 Book Truck	32"	16 1/2"	43"			\$ 1,734	Metal frames constructed from 1" x 1" 16 gauge tubing. Tubing spot welded to panels and shelves. Panels and shelves constructed from 18 gauge sheet metal. 3 flat shelves complete with 12" clearance between each shelf. Sides are fitted with wood veneer panels. Book truck fitted with inserts to accept 4" diameter polyflex casters. Book truck finished in a baked enamel finish.
	BT-ST2	Steer 2 Book Truck	43"	16 1/2"	43"			\$ 2,363	Metal frames constructed from 1" x 1" 16 gauge tubing. Constructed from 3/4" 3-ply plywood. End panels banded on all sides with 1/2" solid, edges to be radiused 3/8". Bottom constructed as end panels, 1/4" solid external banding on long sides only, edges eased. Shelves constructed from 3/4" 3-ply plywood. Clearance between shelves will be 12-1/8". End panels, shelves and bottom are fastened together by means of 3" long pan head bolts passing through end panels and into metal fasteners imbedded in the underside of the bottom and shelves. Two, 3/4" thick x 4" wide reinforcing rails are mounted to the underside of the bottom. 4" Diameter casters are mounted to the reinforcing rails.



	MODEL NUMBER	PRODUCT	WIDTH	DEPTH	HEIGHT	WEIGHT	VOLUME	PRICE	DESCRIPTION
	BT-ST3-O	Steer 3 Book Truck	43"	16 1/2"	43"	65 Lbs.	11 Cu.Ft.	\$ 2,619	Metal frames constructed from 1" x 1" 16 gauge tubing. Display book truck has 4 sloping display shelves. Constructed from 3/4" 3-ply plywood. End panels banded on all sides with 1/2" solid, edges to be radiused 3/8". Bottom constructed as end panels, 1/4" solid external banding on long sides only, edges eased. Shelves constructed from 3/4" 3-ply plywood. Clearance between shelves will be 11-1/2". End panels, shelves and bottom are fastened together by means of 3" long pan head bolts passing through end panels and into metal fasteners imbedded in the underside of the bottom and shelves. Two, 3/4" thick x 4" wide reinforcing rails are mounted to the underside of the bottom. 4" Diameter casters are mounted to the reinforcing rails.
	BT-ST4-O	Steer 4 Book Truck	42"	16 1/2"	42"			\$ 1,748	Metal Frame, Wood Shelves. Shelf Depth: 15.5". 2 Fixed Shelves: 13" space apart. Frame: 1" x 1" powder coat paint. Book Capacity: Approx. 210
	BT-ST5-O	Steer 5 Book Truck	19"	21"	44"			\$ 3,085	Metal Frame, Wood Bookcase. Wood Bookcase: 9"d x 17"w x 36"h. 2 Shelves: 1 fixed, and 1 adjustable. Frame: 1" diameter, powder coat paint. Book Capacity: Approx. 55
	BT-LC	Locking Casters (Set of 2)				1.5 Lbs.		\$ 70	2 Locking caster - 2 swivel
	BT-5C	5" Diameter Casters (Set of 4) *Upcharge from 4" Casters				1.6 Lbs.		\$ 70	5" Diameter casters upcharge from 4" casters
	BT-RB	Rubber Bumpers (Set of 4)				4 Lbs.		\$ 348	24" Long reinforced steel rubber bumpers mounted to each corner of the book truck - beige color only. NOTE: Bumpers available only on wood book trucks as an option.





	MODEL NUMBER	PRODUCT	WIDTH	DEPTH	HEIGHT	WEIGHT	VOLUME	PRICE	DESCRIPTION
	DP-S-109	Single Picture Book Box	30 <sup>1</sup> / <sub>4</sub> "	10"	15 <sup>1</sup> / <sub>2</sub> "	30 Lbs.	4 Cu.Ft.	\$ 918	Constructed from 3/4" 3-ply high density particleboard, grade "A" veneer faces. Top, shelf and bottom routed out 1/4" to receive six 1/4" black painted hardboard dividers.
	DP-S-110	Double Picture Book Box	60 <sup>1</sup> / <sub>4</sub> "	10"	30 <sup>1</sup> / <sub>4</sub> "	30 Lbs.	8 Cu.Ft.	\$ 1,354	Constructed from 3/4" 3-ply high density particleboard, grade "A" veneer faces. Top, shelf and bottom routed out 1/4" to receive twelve 1/4" black painted hardboard dividers.
	DP-S-111	Base for Picture Book Box	35"	10"	6"	10 Lbs.	2 Cu.Ft.	\$ 614	A solid hardwood apron base 3/4" x 3-3/8" fitted together with metal corner brackets. The base is recessed from the table edge 1-1/2" on four sides. Legs are 1-3/4" x 1-3/4" glued-up solid stock, all edges eased. The leg is then fitted with a hanger bolt to pass through the corner bracket.
	DP-S-909	Mobile Picture Book Box, Trapezoidal	58"	21"	35"	125 Lbs.	32 Cu.Ft.	\$ 3,475	Double sided double tiered unit made from 3/4" 3-ply veneer high density particleboard. Assembled by means of tongue and groove assembly. Front edges banded with 1/4" solid hardwood. Backs constructed from 1/4" thick printed hardboard.
	DP-S-105	Mobile Picture Book Browser with Storage	27"	29"	29"	125 Lbs.	18 Cu.Ft.	\$ 3,288	Constructed from 3/4" thick high density particleboard, veneered grade "A". Sloped trough divides top of unit into four, 14" wide x 12" deep compartments. Display trough is 13-1/2" high. Front opening of unit is 25" wide x 14" high. The top underside and the bottom will be routed to receive eight, 1/2" thick veneered dividers. Each compartment is 4-7/8" wide. 4" casters will be mounted to the underside.
	DP-S-106	Single Sided Picture Book Browser with Storage	35 <sup>1</sup> / <sub>4</sub> "	13 <sup>3</sup> / <sub>4</sub> "	32 <sup>1</sup> / <sub>2</sub> "	60 Lbs.	10 Cu.Ft.	\$ 3,148	Constructed from 3/4" 3-ply high density particleboard, grade "A" veneer faces. Two, 3/4" thick plywood dividers divide top into 3 compartments. The end compartments are 13" wide x 12-3/8" deep x 8" high and the middle compartment is 7-3/4" wide. Top edges of dividers banded with 1/4" external hardwood. Front face of unit is 8-7/8" high. Underside of cabinet routed to receive seven, 1/2" thick x 23" high wood veneer dividers.




	MODEL NUMBER	PRODUCT	WIDTH	DEPTH	HEIGHT	WEIGHT	VOLUME	PRICE	DESCRIPTION
	DP-S-108	Single Sided Picture Book Browser	43 <sup>1</sup> / <sub>2</sub> "	16"	33"	130 Lbs.	13 Cu.Ft	\$ 2,628	Constructed from 3/4" thick high density particleboard core with grade 'A' face veneers. Single faced unit has 3 compartments 13-1/2" wide x 11-7/8" deep. The dividers are fixed. Solid apron base 3/4" x 3-3/8" fitted with metal corner brackets. Legs are 1-3/4" x 1-3/4" solid hardwood, fitted with an adjustable glide.
	DP-S-108D	Double Sided Picture Book Browser	43 <sup>1</sup> / <sub>2</sub> "	22"	33"	220 Lbs.	24 Cu.Ft	\$ 3,172	Constructed from 3/4" thick high density particleboard core with grade 'A' face veneers. Double faced has 6 compartment 13-1/2" wide x 11-7/8" deep. The dividers are fixed. Solid apron base 3/4" x 3-3/8" fitted with metal corner brackets. Legs are 1-3/4" x 1-3/4" solid hardwood, fitted with an adjustable glide.
	DP-S-132	Kinder Box	28"	28"	27"	75 Lbs.	16 Cu.Ft	\$ 1,983	Constructed from 3/4" thick 3-ply particleboard core with grade "A" face veneers. Top edges banded with 1/4" solid external hardwood. 3/4" thick veneer faced dividers divide unit into four compartments, each 13" wide x 13" deep x 10" high. Solid base 3/4" thick x 3-3/8" high mounted to underside of unit. Legs are 1-3/4" x 1-3/4" solid hardwood, fitted with an adjustable glide.
	GN-395-A	AV Browser: Adult	39 <sup>3</sup> / <sub>4</sub> "	18 <sup>1</sup> / <sub>2</sub> "	54"	250 Lbs.	22 Cu.Ft	\$ 5,038	Multi media display bins, constructed of 3/4" thick 3-ply particleboard with grade A veneer faces. Each bin is divided into 10 expandable compartments each 3-3/8" wide complete with nine (9) removeable black 1/4" thick masonite dividers. Bottom of bins are lined with black ribbed rubber. The top bin is fixed, whereas the middle and bottom bins pull out, using 16" full extensions slides. In the Children's model the bottom bin pulls out. End panels are constructed of 1" thick 3-ply particleboard with grade A face veneers. All edges banded with 1/4" thick solid external hardwood.
	GN-395-C	AV Browser: Children's	39 <sup>3</sup> / <sub>4</sub> "	18 <sup>1</sup> / <sub>2</sub> "	33 <sup>3</sup> / <sub>4</sub> "	150 Lbs.	13 Cu.Ft	\$ 4,578	CAPACITY: Adult: 90 videos or 330 compact discs or 390 audio cassettes. Children's: 60 videos or 220 compact discs or 260 audio cassettes.





	MODEL NUMBER	PRODUCT	WIDTH	DEPTH	HEIGHT	WEIGHT	VOLUME	PRICE	DESCRIPTION
	GN-505-5	Pedestal Display Tower: 5-Tier	26"	26"	66 <sup>3</sup> / <sub>4</sub> "	220 Lbs.	36 Cu.Ft	\$ 7,082	<p>TOP: Constructed in a 3 part assembly. The top and bottom are constructed from 3/4" 3-ply particleboard, complete with veneer faces and 1/4" solid external banding. The fascia top is constructed from 3/4" thick x 23" wide x 23" long x 4" high 3-ply particleboard with all faces laminated with black plastic laminate. The top, mid section and bottom of the top are then assembled together to form one complete top. Underside of top equipped with metal inserts to allow towers to rotate.</p> <p>BASE: Constructed in a 3 part assembly. The top is constructed from 3/4" thick 3-ply particleboard, complete with veneer faces and 1/4" solid external banding. The mid section of the bottom is constructed from 3/4" thick x 23" wide x 23" long x 10" high 3-ply particleboard, assembled together by means of tongue and groove assembly. Outside edges of the mid section to be edged with 1/4" solid external banding. The kick base is 21-1/2" wide x 21-1/2" long x 4" high. All faces of kick to be laminated with black plastic laminate. Bottom equipped with metal inserts to allow towers to rotate.</p> <p>TOWER COLUMN: Constructed from 3/4" thick x 5" wide x 5" long 3-ply particleboard, splined and mitered together. All faces to be veneered. The tower column will be fastened to the top and base of the unit.</p> <p>TOWERS: Individual rotating towers are available in 5 and 6 shelf tiers. Top, bottom and shelves are constructed from 1/2" thick x 10-1/2" x 10-1/2" high density flakeboard, faces veneered. Shelves will be divided into 4 sections by means of 3/8" thick x 3-1/2" solid wood dividers. Each tower will receive four 3/16" thick x 4-1/2" wide acrylic face dividers. Acrylic dividers will be pre-drilled and fastened into the front edges of each shelf. Top and bottom of towers equipped with ball bearing plates.</p> <p>CAPACITIES: 5-Tier: 500 paperbacks 6-Tier: 600 paperbacks</p>
	GN-505-6	Pedestal Display Tower: 6-Tier	26"	26"	66 <sup>3</sup> / <sub>4</sub> "	220 Lbs.	36 Cu.Ft	\$ 7,245	<p>TOWER COLUMN: Constructed from 3/4" thick x 5" wide x 5" long 3-ply particleboard, splined and mitered together. All faces to be veneered. The tower column will be fastened to the top and base of the unit.</p> <p>TOWERS: Individual rotating towers are available in 5 and 6 shelf tiers. Top, bottom and shelves are constructed from 1/2" thick x 10-1/2" x 10-1/2" high density flakeboard, faces veneered. Shelves will be divided into 4 sections by means of 3/8" thick x 3-1/2" solid wood dividers. Each tower will receive four 3/16" thick x 4-1/2" wide acrylic face dividers. Acrylic dividers will be pre-drilled and fastened into the front edges of each shelf. Top and bottom of towers equipped with ball bearing plates.</p> <p>CAPACITIES: 5-Tier: 500 paperbacks 6-Tier: 600 paperbacks</p>






	MODEL NUMBER	PRODUCT	WIDTH	DEPTH	HEIGHT	WEIGHT	VOLUME	PRICE	DESCRIPTION
	GN-502-4	Display Tower: 4 Tier (2 Towers Required for Self Supporting)	24 <sup>3</sup> / <sub>4</sub> "	10 <sup>1</sup> / <sub>2</sub> "	48 <sup>5</sup> / <sub>8</sub> "	40 Lbs.	6 Cu.Ft	\$ 1,571	<p>TOWER FRAMES: Constructed from 1-1/3" x 1-3/4" glued-up solid stock. Overall dimensions, 24-3/4" wide x 1-3/4" thick. 4 Tier unit is 48"h and all other units are 62"h. Vertical and horizontal posts are pre-drilled and fitted together by means of wood dowels and glue. Each post will receive a threaded diameter cushioned glide. Each tower post will be pre-drilled in order to receive additional towers. Additional towers will be fastened by means of bolt and washer assembly.</p> <p>ROTATING TOWERS: Individual rotating towers are available in 4, 5, and 6 shelf tiers - easily accommodates videos or paperbacks. Top, bottom and shelves are constructed from 1/2" thick x 10-1/2" x 10-1/2" high density flakeboard, faces veneered. Shelves will be divided into 4 sections by means of 3/8" thick x 3-1/2" solid wood dividers. Each tower will receive four 3/16" thick x 4-1/2" wide acrylic face dividers. Acrylic dividers will be pre-drilled and fastened into the front edges of each shelf. Top and bottom of tower frame and rotating tower will be fitted with metal inserts complete with ball bearing swivel plates that will enable the towers to rotate freely and quietly.</p> <p>NOTE: STARTER UNIT MUST BE ORDERED WITH 2 TOWERS TO BE SELF SUPPORTING.</p> <p>CAPACITIES:                      4-Tier: 100 paperbacks or 64 videos. Shelf opening 9".                      5-Tier: 125 paperbacks or 80 video. Shelf opening 8-15/16".                      6-Tier: 150 adult size paperbacks. Shelf opening 7-3/8".</p>
	GN-502-5	Display Tower: 5 Tier (2 Towers Required for Self Supporting)	24 <sup>3</sup> / <sub>4</sub> "	10 <sup>1</sup> / <sub>2</sub> "	62 <sup>5</sup> / <sub>8</sub> "	43 Lbs.	6 Cu.Ft	\$ 1,593	
	GN-502-6	Display Tower: 6 Tier (2 Towers Required for Self Supporting)	24 <sup>3</sup> / <sub>4</sub> "	10 <sup>1</sup> / <sub>2</sub> "	62 <sup>5</sup> / <sub>8</sub> "	43 Lbs.	6 Cu.Ft	\$ 1,624	
 	GN-502-HB	Display Tower: Hanging Bag (2 Towers Required for Self Supporting)	24 <sup>3</sup> / <sub>4</sub> "	1 <sup>3</sup> / <sub>4</sub> "	62 <sup>5</sup> / <sub>8</sub> "	30 Lbs.	2 Cu.Ft	\$ 1,049	Three 3/8" diameter steel rod inserts complete with wood mounting plates.
	GN-502-TF	Display Tower: Tackable Fabric (2 Towers Required for Self Supporting)	24 <sup>3</sup> / <sub>4</sub> "	1 <sup>3</sup> / <sub>4</sub> "	62 <sup>5</sup> / <sub>8</sub> "	40 Lbs.	2 Cu.Ft	\$ 1,641	1-1/2" thick panel complete with tackable core material on two faces and wrapped in fabric - see fabric cards for selection. Top and bottom rails constructed from 3/4" x 3/4" solid hardwood. Bottom rail to be predrilled and fitted with dowel inserts. Top and bottom rails grooved out in order to receive







	MODEL NUMBER	PRODUCT	WIDTH	DEPTH	HEIGHT	WEIGHT	VOLUME	PRICE	DESCRIPTION
	GN-502-SW	Display Tower: Slot Wall (2 Towers Required for Self Supporting)	24 <sup>3</sup> / <sub>4</sub> "	1 <sup>3</sup> / <sub>4</sub> "	62 <sup>5</sup> / <sub>8</sub> "	90 Lbs.	2 Cu.Ft	\$ 2,200	SLAT WALL Tower: Constructed from 3/4" M.D.F board. Front and back face to be veneered grade A. Also available in Plastic Laminate.
	GN-502-SW-PL	Display Tower: Slot Wall, Plastic Laminate (2 Towers Required for Self Supporting)	24 <sup>3</sup> / <sub>4</sub> "	1 <sup>3</sup> / <sub>4</sub> "	62 <sup>5</sup> / <sub>8</sub> "	90 Lbs.	2 Cu.Ft	\$ 1,641	
	GN-502-SH	Sign Holder for Display Tower	20"	<sup>3</sup> / <sub>4</sub> "	4 <sup>1</sup> / <sub>2</sub> "	1 Lbs.	0.1 Cu.Ft	\$ 241	1/8" thick plexiglass divider shields.
	GN-502-SWS-8	Slat Wall Display: 8" Shelf	8"	3 <sup>1</sup> / <sub>2</sub> "	5 <sup>1</sup> / <sub>2</sub> "	1 Lbs.	0.1 Cu.Ft	\$ 100	
	GN-502-SWS-16	Slat Wall Display: 16" Shelf	16"	3 <sup>1</sup> / <sub>2</sub> "	5 <sup>1</sup> / <sub>2</sub> "	1.5 Lbs	0.2 Cu.Ft	\$ 148	
	GN-502-SWS-32	Slat Wall Display: 32" Shelf	32"	3 <sup>1</sup> / <sub>2</sub> "	5 <sup>1</sup> / <sub>2</sub> "	2.5 Lbs	0.3 Cu.Ft	\$ 235	







	MODEL NUMBER	PRODUCT	WIDTH	DEPTH	HEIGHT	WEIGHT	VOLUME	PRICE	DESCRIPTION
	GN-155	Display Case, Glass Shelves and Panels	36"	24"	80"	280 Lbs.	42 Cu.Ft	\$ 8,901	CASE CONSTRUCTION: Wood framing constructed from 1-3/4" x 1-3/4" solid. Framing to be routed to receive 1/4" thick glass on all sides. Wood framing shall incorporate glass by means of a tongue and groove assembly. Unit is equipped with sliding glass doors, 3 adjustable glass shelves and a lock. Base constructed from 3/4" veneer paneling, assembled with wood frame by means of tongue and groove assembly. 4" high kick comes complete with black ribbed rubber.
	GN-155-XL	Fluorescent light for Display Case						\$ 1,119	Fluorescent light complete with diffuser.
	GN-506	Information Kiosk, Cork Panels	24"	24"	73"	150 Lbs.	24 Cu.Ft	\$ 5,356	TOP: Constructed in a 3 part assembly. The top and bottom are constructed from 3/4" 3-ply particleboard, complete with veneer faces and 1/4" solid external banding. The fascia top is constructed from 3/4" thick x 22-1/2" wide x 22-1/2" long x 4-1/2" high 3-ply particleboard with all faces laminated with black plastic laminate.  KIOSK: Kiosk constructed with desired panel selection. Cork board faced panels are standard. Black velcro board or white board panels are available as options. Panels assembled together at the 4 corners by means of 1/4" thick x 7/8" x 7/8" solid vertical corner supports. Paneling mounted to sub-bottom. Bottom equipped with rotating plate.
	GN-506-V	Information Kiosk, Velcro Option (Cost per panel)	24"	24"	73"	150 Lbs.	24 Cu.Ft	\$ 273	BASE: Constructed in a 2 part assembly. The bottom is constructed from 3/4" thick x 24" wide x 24" long x 14" high 3-ply particleboard, assembled together by means of tongue and groove assembly. All faces to be veneered. Outside edges of the mid section to be edged with 1/4" solid external banding. One face panel of base to be equipped with cupboard hinges and lock. The kick base is 21" wide x 21" long x 4" high. All faces of kick to be laminated with black ribbed rubber. Bottom mounted with ball bearing rotating plates.
	GN-506-WB	Information Kiosk, White Board Option (Cost per panel)	24"	24"	73"	150 Lbs.	24 Cu.Ft	\$ 412	





	MODEL NUMBER	PRODUCT	WIDTH	DEPTH	HEIGHT	WEIGHT	VOLUME	PRICE	DESCRIPTION
	GN-904	Teaching Board, Mobile	49 <sup>1</sup> / <sub>4</sub> "	24"	72 <sup>1</sup> / <sub>2</sub> "	125 Lbs.	20 Cu.Ft	\$ 7,035	Unit accommodates a white board, chart paper holder, pull down projector screen and two flip-up display shelves on one side and cork board on the other side. The frame is constructed from 1-1/4" thick x 3-3/4" wide solid hardwood. Unit mounted to a mobile base consisting of a 48" wide x 5-1/4" deep x 1" thick stretcher and two 24" long x 3-1/4" wide x 2" thick solid hardwood legs. Four 4" diameter lockable casters will be fastened to the underside of the legs.
	GN-122	Lectern For Table Top	20 <sup>1</sup> / <sub>4</sub> "	12"	13"	15 Lbs.	3 Cu.Ft	\$ 887	Top constructed from 3/4" 3-ply particleboard, faces veneered. Edges banded with 1/4" solid external band. Front edge to receive a 1/2" thick x 1-1/2" high solid retaining lip. Base constructed from 3/4" 3-ply particleboard, all faces veneered. Edges banded with 1/4" solid external band.
	GN-122-A	Lectern: Open Base, Adjustable Up To 48" Height	23 <sup>1</sup> / <sub>2</sub> "	15"	38"	75 Lbs.	9 Cu.Ft	\$ 2,301	Top constructed from 3/4" 3-ply particleboard, faces veneered. Edges banded with 1/4" solid external band. Front edge to receive a 1/4" thick x 1-1/4" high solid retaining lip. Top will be mounted to a 2" x 2" solid wood post. Wood post will be enclosed in a 1/2" thick x 3" x 3" wood sleeve, top of sleeve to be banded with 1/4" solid external band. Top will be adjustable from a range of 38" high to 48" high. A solid wood key will allow lectern to be fixed at desired position. Wood sleeve will be fixed to a 1" thick x 6-1/2" x 6-1/2" veneer core plate mounted to a 23-1/2" wide x 15" deep x 3" high base. Base constructed from 3/4" 3-ply particleboard, all faces veneered.
	GN-162	Lectern: Closed Base, Height Adjustable Shelf	23"	16 <sup>1</sup> / <sub>2</sub> "	45"	75 Lbs.	10 Cu.Ft	\$ 3,164	Top constructed from 3/4" 3-ply particleboard, faces veneered. Edges banded with 1/4" solid external band. Front edge to receive a 1/2" thick x 2" high solid retaining lip. Top will overhang case by 3/4" on either side. Case constructed from 3/4" 3-ply particleboard, all faces veneered. Assembled by means of tongue and groove. Front edges banded with 1/4" solid external band. Shelf will be 3/4" thick and adjustable from top to bottom. Base 23" wide x 15" deep x 6" high. Constructed from 3/4" solid material, mitered together at the corners and recessed 3/4" on either side.

	MODEL NUMBER	PRODUCT	WIDTH	DEPTH	HEIGHT	WEIGHT	VOLUME	PRICE	DESCRIPTION
	GN-120-S	Revolving Dictionary Stand, Single Faced	21"	12"	9"	14 Lbs.	2 Cu.Ft	\$ 877	Top constructed from 3/4" thick 3-ply particleboard, faces veneered. Edges banded with 1/4" solid external banding. Top to receive a 3/8" thick x 1/2" high solid retaining lip. Top is sloped at a 12 degree angle. Base, 17" wide x 10" deep x 5-1/2" high, constructed of 3/4" particleboard, all faces veneered. A ball bearing swivel plate is mounted to the underside of the base and fixed to a 3/4" thick x 12" wide x 8" deep wood plate.
	GN-120-D	Revolving Dictionary Stand, Double Faced	21"	17"	9"	16 Lbs.	2 Cu.Ft	\$ 1,275	
	GN-905-5	Map Case: 5 Drawer Large	51"	41"	22 <sup>1</sup> / <sub>4</sub> "	310 Lbs.	33 Cu.Ft	\$ 5,106	TOP: Constructed from 1" thick 3-ply particleboard core. Top surface with a high pressure laminate sheet, Surrounding edges shall receive a 1/4" x 1-1/4" solid internal edge band.  CABINET CONSTRUCTION: Sub top, bottom and side panels constructed from 3/4" veneer plywood. Front edges banded 1/4" external solid, all edges eased. 4" high base comes complete with black ribbed rubber.
	GN-905-10	Map Case: 10 Drawer Large	51"	41"	39 <sup>3</sup> / <sub>8</sub> "	560 Lbs.	61 Cu.Ft	\$ 9,228	DRAWERS: 5 drawers (10 drawers for model G-905-10) 47" wide x 37" deep x 2" high constructed from 1/2" mahogany veneer core. Drawer front constructed from 3/4" thick x 2" high solid. Drawers operate on 32" long full extension blum slides.
	GN-154	Map Case	39 <sup>1</sup> / <sub>2</sub> "	27"	36 <sup>3</sup> / <sub>8</sub> "	215 Lbs.	24 Cu.Ft	\$ 7,603	CABINET CONSTRUCTION: Top, bottom and side panels constructed from 3/4" veneer plywood, front edges banded 1/4" external solid. Top surface to be a high pressure laminate.  DRAWERS: Six drawers 37" wide x 25" deep x 2-13/16" high constructed from 1/2" mahogany veneer core, drawer front constructed from 3/4" x 4" high solid. Drawers operate on 24" long full extension Blum slides.  WOOD BASE: A solid apron base 3/4" x 3-3/8"  LEG ASSEMBLY: Legs are 1-3/4" x 1-3/4" glued-up solid stock, all edges eased.  GLIDES: Each leg shall be fitted with a threaded T-nut to accept a 1-5/8" diameter cushioned glide complete with a 1-1/2" x 3/8" threaded stem.

	MODEL NUMBER	PRODUCT	WIDTH	DEPTH	HEIGHT	WEIGHT	VOLUME	PRICE	DESCRIPTION
	PW-G2D	Grommet: 2" Diameter	2"	2"	3/4"	0.1 Lbs		\$ 131	Black plastic grommet complete with snap on cover.  NOTE: Specify location when ordering.
	PW-G3D	Grommet: 3" Diameter	3"	3"	3/4"	0.1 Lbs		\$ 131	Black plastic grommet complete with snap on cover.  NOTE: Specify location when ordering.
	PW-G2X3	Grommet: Square 2" x 3"	3"	2"	3/4"	0.1 Lbs		\$ 131	Black ABS plastic, square grommet. Inside dimensions 1-5/8" x 3". Unit complete with snap on cap.  NOTE: Specify location when ordering.
	PW-AGS-3D	Grommet: 3" Diameter Access Sleeve	3"	3"	3/4"	0.1 Lbs		\$ 131	Access panel grommet sleeve, used as electrical conduit for wire passage though panels.  NOTE: Specify location when ordering.



	MODEL NUMBER	PRODUCT	WIDTH	DEPTH	HEIGHT	WEIGHT	VOLUME	PRICE	DESCRIPTION
	PW-OWMT-30	Wire Management: Open Channel	30"	1 1/4"	2 1/2"	1 Lbs	0.3 Cu.Ft	\$ 131	Black plastic channel may be screwed or double sided taped to any flat surface.
	PW-BMJC-20	Back Mount J-Channel: 20" Long	20"	4 1/2"	3"	4 Lbs	0.4 Cu.Ft	\$ 163	Unit mounts to back panels. Constructed from 16 gauge steel with electrostatically applied powder paint in black. Special length units are available.
	PW-BMJC-30	30" Long	30"	4 1/2"	3"	4 Lbs	0.4 Cu.Ft	\$ 171	
	PW-BMJC-40	40" Long	40"	4 1/2"	3"	4 Lbs	0.4 Cu.Ft	\$ 187	
	PW-TMJC-20	Top Mount J-Channel: 20" Long	20"	4 1/2"	3"	4 Lbs	0.4 Cu.Ft	\$ 163	Unit mounts to underside of table tops and other work surfaces. Constructed from 16 gauge steel, with electrostatically applied powder paint in black. Special length units are available.
	PW-TMJC-30	30" Long	30"	4 1/2"	3"	4 Lbs	0.4 Cu.Ft	\$ 171	
	PW-TMJC-40	40" Long	40"	4 1/2"	3"	4 Lbs	0.4 Cu.Ft	\$ 187	
	PW-VWM	Wire Management: Vertical	2"	2"		2 Lbs	0.2 Cu.Ft	\$ 194	Wood vertical wire manager can be located above or below the work surface. Mounted on inside corner of study carrels or circulation desk modules. Available up to 39" high. Specify size required when ordering.
	PW-SLWM	Wire Management: Steel Leg	2 1/2"	2 1/2"		5 Lbs	0.5 Cu.Ft	\$ 483	Steel leg wire manager constructed from 2-1/2" diameter, 16 gauge steel with electrostatically applied powder paint. Top and bottom of leg to receive cut outs to allow cord to feed through top of leg and exit through the bottom. Leg comes complete with leveller. Available up to 39" high. Specify size required when ordering.
	PW-WLWM	Wire Management: Wood Leg	2 3/8"	2 3/8"		5 Lbs	0.5 Cu.Ft	\$ 498	Wood leg wire manager constructed from 2-3/8" x 2-3/8" solid hardwood. Leg mounted to a 1/4" thick steel plate. Top and bottom of leg to receive cut outs to allow cord to feed through top of leg and exit through the bottom. Leg comes complete with leveller. Available up to 39" high. Specify size required when ordering.

	MODEL NUMBER	PRODUCT	WIDTH	DEPTH	HEIGHT	WEIGHT	VOLUME	PRICE	DESCRIPTION
	PW-SPC-4	Power Bar 4 Outlets	12"	2"	1"	1 Lbs	0.1 Cu.Ft	\$ 194	Slimline power column 4 or 6 receptacle. Power columns are rated 15 Amp, 125 Volts A.C. and feature a resettable 15 Amp circuit breaker. Units have a 3' cord, a switch and indicator light. UL listed and CSA approved. NOTE: Units cannot be interconnected.
	PW-SPC-6	6 Outlets	15"	2"	1"	1 Lbs	0.1 Cu.Ft	\$ 194	
	PW-PS-HB	Power Sphere - Black 3 outlets	3 <sup>3</sup> / <sub>8</sub> "	3 <sup>3</sup> / <sub>8</sub> "	1 <sup>3</sup> / <sub>4</sub> "			\$ 413	Unit retrofits into a 3" diameter grommet hole. 15 Amp plug configuration. Provides three simplex outlets and/or dual USB. 72" Power cord with 15 Amp plug provides direct plug in power. Unit is UL Listed and CSA Approved. Note: Unit cannot be interconnected.
	PW-PDS-HB	2 outlets, 1 Dual USB port						\$ 496	
	PW-PS-HW	Power Sphere - White 3 outlets	3 <sup>3</sup> / <sub>8</sub> "	3 <sup>3</sup> / <sub>8</sub> "	1 <sup>3</sup> / <sub>4</sub> "			\$ 413	
	PW-PDS-HW	2 outlets, 1 Dual USB port						\$ 496	
	PW-100F	Flip-Up Power Station 2 outlet, 2 data	9	5 <sup>3</sup> / <sub>8</sub> "	5 <sup>1</sup> / <sub>2</sub> "	5 Lbs	0.2 Cu.Ft	\$ 831	Recessed power station unit constructed from heavy gauge steel. An easy lift hinge allows cover to be flush with work surface when not in use. Unit complete with 2 power receptacles 15 AMP/125 Volt and 2 data Cat6 connectors. Other power and data configurations are available. Standard finish is black textured. Unit may be interconnected through a 15 Amp simplex receptacle located on the underside of the unit. A 15 Amp 125 Volt circuit breaker insures overload protection. A 72" power cord is provided.
	PW-100H	Flip-Up Power Station: Hard Wired	9	5 <sup>3</sup> / <sub>8</sub> "	5 <sup>1</sup> / <sub>2</sub> "	5 Lbs	0.2 Cu.Ft	\$ 831	

MODEL NUMBER	PRODUCT	WIDTH	DEPTH	HEIGHT	WEIGHT	VOLUME	PRICE	DESCRIPTION
	Solid Surface Options							
SS-1	Option 1						\$ 1,208	
SS-2	Option 2						\$ 2,415	
SS-3	Option 3						\$ 3,622	
SS-4	Option 4						\$ 4,830	
SS-5	Option 5						\$ 6,037	
	Modification Fee							
MOD-10	add 10%						10%	
MOD-20	add 20%						20%	
MOD-30	add 30%						30%	
MOD-40	add 40%						40%	
MOD-50	add 50%						50%	

Palmieri Furniture Limited ("Palmieri") warrants that its products and collections are free from defects in materials and workmanship for the life of the product, except as set forth below. Palmieri Limited Lifetime Warranty is valid from the date of delivery.

**Exceptions to the Limited Lifetime Warranty: Seating: two (2) years**

Goods sold hereunder are covered by a Limited Lifetime Warranty, free against defects in material and workmanship provided the goods and services are subjected to normal use and service. The applicable warranty period commences from shipping date to Purchaser of any item of the goods, whichever occurs first, or any other warranty period otherwise stipulated in writing by Palmieri under this sale. For components not supplied by Palmieri, the original manufacturer's warranty shall apply to the extent assignable by Palmieri. The obligation under this warranty is limited to the repair or replacement, at Palmieri's option, of defective parts F.O.B. point of shipment provided that prompt notice of any defect is given by Purchaser to Palmieri in writing within the applicable warranty period and that upon the Purchaser's return of the defective parts to Palmieri or, if designated by Palmieri, to the location where the works are made, properly packed and with transportation charges prepaid by Purchaser, an inspection thereof shall reveal to Palmieri's satisfaction that Purchaser's claim is valid under the terms of this warranty. Purchaser shall assume all responsibility and expense for dismantling, removal, re-installation and freight in connection with the foregoing. The same obligations and conditions extend to replacement parts furnished by Palmieri hereunder.

Palmieri does not assume liability for installation, labour or consequential damages. Palmieri makes no warranty other than the one set forth herein. All other warranties, legal, expressed or implied, including but not limited to any expressed or implied warranty of merchantability, of fitness for the intended use thereof or against infringement are hereby expressly excluded. The applicable warranty ceases to be effective if the goods are altered or repaired other than by persons authorized or approved by Palmieri to perform such work. Repairs or replacement deliveries do not interrupt or prolong the term of the warranty. The warranty ceases to be effective if Purchaser fails to handle and use the goods sold hereunder in a safe and reasonable manner and in accordance with any written instructions from the manufacturers.

**Warranty Does Not Apply To Product Failure Or Loss Resulting From:**

Abuse, misuse or accident, alteration or modification of product by customer or third party, normal wear and tear, improper installation, handling or incorrect use. The substitution of part components or hardware not approved or authorized by Palmieri, acts of God, unauthorized repairs, improper storage, and environmental conditions such as irregular temperature control either inside or outside the environment.

**Warranty Provides Exclusive Remedies:**

If a product fails under ordinary use as a result of a defect in material or workmanship, Palmieri will: (A) repair, or (B) replace the furniture. The replacement or repair of the Furniture or Seating will be at the discretion of Palmieri. If the defect or workmanship cannot be remedied on site, repairs can be made at the factory. (C) If the product repair or replacement is not commercially practicable or cannot be remade in a timely manner Palmieri will refund the purchase price of the affected product. A product "**Defect**" means: an inadequacy in the materials or workmanship of the product that (A) existed at the time when you received the product from Palmieri or Palmieri authorized Reseller and (B) causes a failure of the product to perform under ordinary use in accordance with the materials and documentation accompanying the product. "**Ordinary Use**" means: use of the product (A) in accordance with all applicable local, state or federal laws, codes and regulations and (B) in accordance with manufacturer recommendations and or instructions in the materials and documentation accompanying the product or through shop drawings. A "**Palmieri Authorized Reseller**" means: any dealer that is legally permitted to conduct business in the jurisdiction where the product is sold and is duly authorized by Palmieri to sell the product.

Warranty work must be approved by authorized personnel of Palmieri Furniture Limited in Richmond Hill, Ontario, Canada.

**A copy of the original purchase order must accompany all claims.**

**Warranty Does Not Cover:**

Matching of colours, stains, textures, grains and any other variations in materials. Select and Custom Surfaces and materials are only warranted for their application on the specified product and are not covered by our warranty, except as warranted by the original supplier, for quality, colorfastness, shade variations or abrasion and textiles purchased for Palmieri product.

**This limited warranty is the sole remedy for product defect and no other express or implied warranty is provided. Warranty is not transferable and valid only for the original purchaser acquiring a product from Palmieri or a Palmieri authorized reseller for the purchaser's own use and not for resale, remarketing or distribution. Limited Lifetime Warranty (25 years)**

**GENERAL**

The following Terms and Conditions of Quote and Sale shall apply to any sale of goods and services by Palmieri Furniture Limited (hereinafter called "Palmieri"). Purchaser shall be deemed to have full knowledge of the terms and conditions herein and such terms and conditions shall be binding if either the goods and services referred to herein are delivered to and accepted by Purchaser, or if Purchaser does not within five (5) days from the date hereof deliver to Palmieri written objection to said terms and conditions or any part thereof.

In the event of any conflict or inconsistency between the terms and conditions of sale herein and the terms and conditions contained in Purchaser's order or in any other form issued by Purchaser, whether or not any such form has been acknowledged or accepted by Palmieri, Palmieri's terms and conditions herein shall prevail. No waiver, alteration or modification of these terms and conditions shall be binding upon Palmieri unless made in writing and signed by a duly authorized representative of Palmieri.

**1. QUOTATIONS / PRODUCT QUOTED**

Unless otherwise stated, **Palmieri's quotations shall be null and void unless accepted by Purchaser within thirty (30) days from the date of quotation.** Quotes may be subject to change before order placement, due to increased material costs and or other factors that could impact the final cost of production and our final understanding of the product required. If the items quoted do not reflect the intended product requirements of the customer, Palmieri will not be held responsible for increased costs for those product changes. We reserve the right to edit or re-quote any portion of a previously submitted quotation subject to our final understanding of the product required by the client.

**2. PALMIERI DRAWINGS**

Palmieri provides drawings for Custom & Standard product we produce to our clients upon request. We consider these drawings to be Private and Confidential and are provided for the sole purpose and use of our clients to understand the product we are providing. The use of these confidential materials is limited to the transaction between the parties and at no point are these confidential materials to be sent to any of our competitors or parties quoting for the same purpose.

**A minimum \$ 85.00 NET Engineering Administrative Fee will apply for Custom Product Drawings**

**(Note: The first set of Custom product drawings will be free of charge)**

**A minimum \$ 120.00 NET Engineering Administrative Fee will apply for all Standard Product Drawings**

### 3. TERMS OF PAYMENT

For authorized customers; Orders at a \$ 75,000.00 threshold will require a mandatory 25% deposit. Orders over and above \$ 100,000.00 requires a mandatory (25%) deposit at time of order, a mandatory (25%) deposit prior to product shipment and the balance to be paid within thirty (30) days of date of shipment. Payment not be made to Palmieri when due, Palmieri reserves the right to charge Purchaser with interest on such overdue payments. Interest of 2% per month (24% per annum) is charged on all overdue accounts, unless otherwise specified. The charging of such interest shall not be construed as obligating Palmieri to grant any extension of time in the terms of payment. All goods remain the property of Palmieri, until balance is paid in full to Palmieri.

### 4. TITLE

Title to the goods or any part thereof shall not pass from Palmieri to Purchaser until all payments due hereunder have been duly made, except as otherwise expressly stipulated herein. The goods shall be and remain personal or moveable property, notwithstanding their mode of attachment to realty or other property. If default is made in any of the payments herein, Purchaser agrees that Palmieri may retain all payments which have been made on account of the purchase price as liquidated damages, and Palmieri shall be free to enter the premises where the goods may be located and remove them as Palmieri's property, without prejudice to Palmieri's right to recover any further expenses or damages Palmieri may suffer by reason of such nonpayment.

### 5. TAXES

Prices do not include Goods & Services Tax, Provincial or Municipal sales, use, value-added or similar tax. All applicable taxes are extra. Our Harmonized Sales Tax (HST) registration number is R104055066.

### 6. THE AGREEMENT

An acceptance and official confirmation of Purchasers' order by signing Palmieri's Order Confirmation the Purchaser therefore is accepting terms and conditions as expressed herein Palmieri's Terms and Conditions of Quote and Sale by Palmieri and shall constitute the complete agreement, subject to the terms and conditions of sale herein set forth, and shall supersede all previous quotations, orders or agreements.

### 7. LEAD TIME / DELIVERY / DELAYS

Lead time is determined only when final material/finish selection and drawing approvals are received by Palmieri from the client. The accuracy of Palmieri's lead times, is created to the best of our ability with the information provided to us. Confirmed lead time is conveyed to the client by means of Order Confirmation. They do not preclude the client from checking the accuracy of your requirement and our Order Confirmation. Any noted discrepancies are to be reported immediately to Palmieri Customer Service Department for correction and re-issue of revised Order Confirmation. By signing and dating the Order Confirmation the client accepts the terms and conditions of quote and sale.

Lead time on our Order Confirmation do not account for delays that could potentially occur for special materials specified by the client that are outside of our standard finishes and materials program that are out of our control and will affect the lead time on the order. Palmieri will notify the client immediately when these delays occur and adjust the lead time accordingly.

Delivery schedules are approximate and are based on prevailing market conditions applicable respectively at

the time of Palmieri's quotation and Palmieri's acceptance of clients' order, if certain portions of an order are completed by the quoted lead time while other portions have experienced delays outside of our control. The client may choose to part ship the order at their discretion and expense. Otherwise the entire order will ship with the delayed portion at a later date. Palmieri may extend delivery schedules or may, at its option, cancel Purchaser's order in full or in part without liability other than to return any deposit or prepayment which is unearned by reason of the cancellation.

### 8. CHANGES AND CANCELLATION

Orders accepted by Palmieri are not subject to changes or cancellation by Purchaser without the written consent of Palmieri. In such cases where Palmieri authorizes changes or cancellation, Palmieri reserves the right to charge the Purchaser with reasonable costs based upon expenses already incurred and commitments made by Palmieri, including, without limitation, any labour done, material purchased and also including Supplier's usual overhead and reasonable profit and cancellation charges from Palmieri's suppliers. Palmieri will communicate to the Purchaser additional costs incurred by way of Revised Order Confirmation. Revised Order Confirmation will include applicable costs incurred and modification to lead times (if applicable). The Purchaser must provide Palmieri written confirmation of additional costs, before any changes can be processed on the order.

**A minimum charge of \$ 100.00 NET Change Order Request fee will apply**

**A minimum charge of \$ 150.00 NET Cancel Order Request fee will apply**

### 9. SHIPPING LOCATION / SHIPPING QUOTES / COST OF TRANSPORTATION

Unless otherwise stated, all prices are F.O.B. our factory in Richmond Hill, Ontario, Canada.

Customary methods of transportation shall be selected by Palmieri and such transportation will be at Purchaser's expense. Shipping quotations are made at time of furniture quotation and are outside the control of Palmieri. **Shipping quotes are valid for ten (10) business days from the time of quote.** We do our best to maintain shipping costs as quoted, however all shipping weights and cubic feet shown are approximate only, various construction materials and packaging methods may add to the weights given. All quoted prices, unless otherwise stated on the quotation, are based on the current exchange rates, tariffs, fuel surcharges and costs of manufacture and are subject to change by Palmieri with or without notice until Purchaser's acceptance. Palmieri does not assume responsibility or liability for shipping costs, product during transit, or variances from the shipping weights or cubic feet shown in our specification guides. Special methods of transportation will be used upon Purchaser's request and at Purchaser's additional expense, provided reasonable notice of Purchaser's transportation requirements are given by Purchaser to Palmieri prior to shipment. Palmieri will notify the client prior to shipping product if shipping costs as quoted change, at which point the client must approve the adjusted shipping costs.

### 10. RECEIVING PRODUCT / REPORTING DAMAGE / STORAGE OF PRODUCT

Upon receipt of Palmieri product, the receiver of the goods must immediately inspect the product to ensure it is free of shipping damage. If the product is deemed in good order, the receiver of the product must ensure



to sign off on the accompanying carriers Bill of lading in good condition. Except for obligations stated under "Warranty" herein, Palmieri's responsibility for the product ceases once the product has been received and signed off in good order and is the full responsibility of the receiver and subsequently the owner.

In the event shipping damage is discovered during receipt of shipment, it is the responsibility of the receiver to ensure all noted damage is recorded on the carrier's Bill of Lading prior to sign off. All noted shipping damage claims must be reported to Palmieri within **24 hours** of receipt of the product onsite, failure to do so will result in the claim being deemed null and void. All shipping damage claims are to be reported directly to Palmieri's Shipping Manager. Please call our toll free number at **1-800-413-4440 ext. 33** or submit the claim by Fax directly to **1-905-731-9878**. Palmieri will not accept any shipping damage claims submitted **after 24 hours** and it shall be conclusively presumed that the goods were delivered in good condition.

Storage of product, Palmieri will not be held responsible for any potential damages or shortages for product shipped and received by Purchaser and is subsequently placed into storage and not inspected within 24 hours of receipt.

### 11. INSTALLATION / SHORTAGES / BACK CHARGES

Unless otherwise expressly stipulated, the goods shall be installed by and at the risk and expense of Purchaser.

In the event that Palmieri is requested to supervise such installation, Palmieri's responsibility shall be limited to exercising that degree of skill customary in the trade in supervising installations of the same type. Purchaser shall remain responsible for all other aspects of the work including compliance with the local regulations. It is the responsibility of the Purchaser to ensure hardware and parts are received in good order. Packing slip and hardware list to be provided by Palmieri with every order at time of shipping. Purchaser has the responsibility to notify Palmieri immediately without delay of issues that arise; subsequently Palmieri will take action to provide prompt resolution.

Shortages must be reported to Palmieri within **24 hours** of receipt of the goods and failure to do so may be at the expense of the Purchaser.

If deemed missing hardware and parts short shipped from the factory, Palmieri will arrange to ship freight prepaid to destination. Palmieri will only be responsible for replacement costs of missing hardware and parts, any labour costs incurred will be the responsibility of the Purchaser and will not be approved by Palmieri.

Back Charges will only be approved if we deemed a defect in the material or workmanship is found during the installation period resulting in a return trip to the job-site to complete installation. It shall remain the sole discretion of Palmieri to approve (A) repair or (B) replace the furniture and any labour costs incurred by the Purchaser.

### 12. FORCE MAJEURE

Palmieri shall not be responsible or liable for any loss or damage incurred by Purchaser herein resulting from causes beyond the reasonable control of Palmieri including, but without limitation, abuse, misuse or accident, alteration or modification of product by customer or third party, normal wear and tear, improper installation, handling or incorrect use, unauthorized repairs, the substitution of part components or hardware not approved or authorized by Palmieri, improper storage, and environmental conditions such as irregular temperature control

either inside or outside the environment, acts of God, fire, flood, delays in transportation, or the failure of Palmieri's suppliers to meet their delivery promises. The acceptance of delivery of the goods by Purchaser shall constitute a waiver of all claims for loss or damage due to any delay whatsoever.

### 13. RETURNED GOODS

No goods may be returned to Palmieri for a credit or exchanged without Palmieri's prior written consent.

Palmieri reserves the right to accept all returns and subject to a handling/restocking charge or to decline all returns. Even after Palmieri has authorized the return of goods for credit, Palmieri reserves the right to adjust the amount of any credit given to Purchaser on return of the goods based on the conditions of the goods on arrival in Palmieri's warehouse. Credit for returned goods will be issued to Purchaser only where such goods are returned by Purchaser and not by any subsequent owner of the goods. Goods will be considered for return only if they are in their original condition and packaging. Palmieri Goods Return Authorization Form to be issued and **must** accompany all shipments returning back to the factory. **Return freight must be prepaid by Purchaser. A minimum 20% re-stocking fee will apply.**

# PALMIERI

create. communicate. collaborate.

---

Palmieri Furniture Ltd.

1230 Reid Street  
Richmond Hill  
Ontario Canada L4B 1C4

T: 905 731 9300  
F: 905 731 9878  
TF: 800 413 4440

E: [info@palmierifurniture.com](mailto:info@palmierifurniture.com)  
W: [www.palmierifurniture.com](http://www.palmierifurniture.com)