

PALMIERI

PALMIERI  
EUROFORM<sup>®</sup>  
SPECIFICATION GUIDE  
& PRICE LIST 2024

### WOODS & FINISHES:

#### Natural Maple Standard



Natural Clear – M-NA

#### Maple Finishes


The following stains are available, add 10% to list




Castle Oak – M-CO



Honey Oak – M-HO




English Oak – M-EN



Victorian Cherry – M-VI



Richmond Cherry – M-RC



Mahogany – M-MA




Java – M-JA



Wenge – M-WE


#### Natural Red Oak Standard




Natural Clear – O-NA

#### Red Oak Finishes


The following stains are available, add 10% to list



Castle Oak – O-CO




Honey Oak – O-HO




English Oak – O-EN




Victorian Cherry – O-VI




Richmond Cherry – O-RC



Mahogany – O-MA



Java – O-JA



Wenge – O-WE


#### Natural Cherry Add 20% to list




Natural Clear – C-NA

#### Cherry Finishes

The following stains are available, add 30% to list



Honey Oak – C-HO



Richmond Cherry – C-RC


#### Natural Walnut Add 20% to list



Natural Clear – W-NA

#### Walnut Finishes

The following stain is available, add 30% to list



Java – W-JA

### WILSONART® LAMINATES:


Solid, Abstract and Wood Grain Options



Frosty White  
1573-60



Natural Almond  
D30-60



Beige  
1530-60



Fashion Grey  
D381-60



Dove Grey  
D92-60



Slate Grey  
D91-60



Black  
1595-60




Indigo  
D379-60



Maroochy Brush  
4745-60



Woolamai Brush  
4746-60



Blue Agave  
4919-60



Eggplant  
4913-60




Spiced Zephyr  
4859-60



Morro Zephyr  
4846-60




Fusion Maple  
7909-60



Bannister Oak  
7806-60



Mambo  
7948-60



Cocobala  
7942-38



Walnut Heights  
7965-38



Wild Cherry  
7054-60



Phantom Pearl  
8211-38



White Driftwood  
8200-38



Grey Elm  
8201-38



Phantom Cocoa  
8213-38



Studio Teak  
7960-38



Skyline Walnut  
7964-38



Phantom Charcoal  
8214-38



Asian Night  
7949-38

### ABET LAMINATES:

Solid Colour Options

						
Bianco Ghiaccio 410	Beige 416	West Brown 892	Fondente 1828	Grigio Chiaro 478	Grigio Plomo 480	Grigio Scuro 871
						
Grigio Grafite 879	Nero 421	Giallo Pom Pom 463	Giallo Africa 469	Verde Erbetta 460	Sempreverde 451	Verde Biliardo 440
						
Verde Lauro 450	Verde Versailles 845	Bleu Panarea 482	Blu Amorgos 1824	Bleu California 499	Bleu Primario 838	Blu Cobalto 851
						
Blu Pavone 849	Blu Tenebre 1804	Blu Zaffiro 484	Blu Intenso 1818	Viola Madras 423	Viola Tramonto 424	Rosso Prugna 836
						
Rosso Antico 435	Rosso 431	Rosso Cavallino 1822	Arancio Canyon 835	Giallo Pop 861	Viola Sacro 1821	Fucsia 1840
						
Orchidea 1881	Viola Campanula 1827					

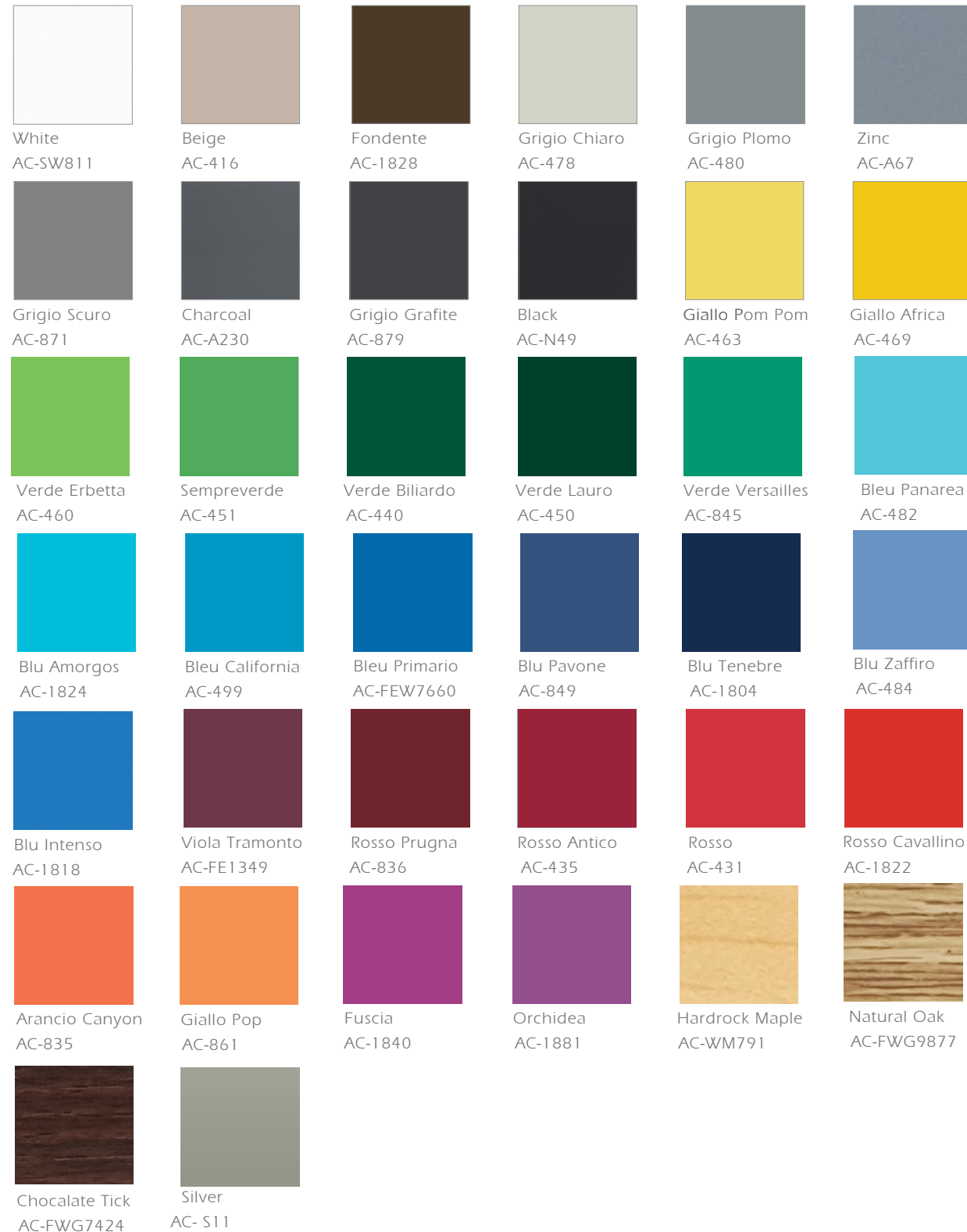
### METAL PAINT:

Thermal Paint Colours

						
White PS-111-W374	Antique White W11	Telegrey 4 RAL 7047	Grey A16	Zinc A67	Charcoal A230	Black N49
						
Black Sandtex N31	Sparkle Silver S11	Champagne S14	Beige Gray RAL 7006	Zinc Yellow RAL 1018	Traffic Yellow RAL 1023	Deep Orange RAL 2011
						
Traffic Red RAL 3020	Carmine Red RAL 3002	Purple Red RAL 3004	Claret Violet RAL 4004	Signa Violet RAL 4008	Traffic Purple RAL 4006	Blue Lilac RAL 4005
						
Yellow Green RAL 6018	Signal Green RAL 6032	Turquoise Green RAL 6016	Light Blue RAL 5012	Sky Blue RAL 5015	Gentian Blue RAL 5010	Cobalt Blue RAL 5013

### EDGE BAND COLOURS:

PVC edge band colour options



**HARDWOODS:** All hardwood materials used in the manufacturing of Palmieri products shall be Northern grown hardwoods. Hardwoods will be air and kiln dried to a moisture content of 5-7%. All hardwoods shall be of grade "A" material, free of material stains, imperfections, conformity of grain, texture and color. Hardwood species shall be Northern grown Red Oak, Clear White Northern Maple and Birch. American Cherry and Honduras Mahogany and Walnut are available. Please inquire for pricing.

**VENEER:** Exposed face veneers shall be not less than 1/28" thick plain sliced veneers. Veneers are to be selected for conformity of grain direction and color. Veneers are to be stitched tightly in a book match, slip match or plain sliced configuration. Unexposed veneers are to be of hardwood but not selected for color, or grain quality. Veneers are not to be lap joined or reveal any tape or glue lines.

**PARTICLE BOARD CORE:** The particleboard shall be formed of wood chips, bonded with a water resistance adhesive. The particleboard material is to be of a high density 45 lbs/cu. ft. having a minimum average modulus of rupture of 2400 psi and a minimum average modulus of elasticity of 4,000,000 psi.

**VENEER CORE:** Veneer core is to be constructed with odd numbers of plies. Each ply is to be laminated in pairs and cross banded in opposite directions with grain direction at a 90 degree angle to the grain of the center core. All plies are to be free from knots, wrinkles, laps or other natural or manufacturing defects.

**LUMBER CORE:** Lumber core is to be of the highest quality grade. Grade "A" select stock. Lumber core shall be constructed of solid random width strips not less than 2" wide nor more than 3 1/2" wide by 1" thick. Wood strips will be free from knots or other defects. All strips will be tightly joined using water resistance adhesives.





**HIGH PRESSURE LAMINATE:** Work surface laminate shall be .050" thick and used with balancing backer sheet of no less than .028" thick. Laminate shall conform to standards set by the American Standards Institute/National Electrical Manufacturers Association (ANSI/NEMA) for thickness, performance and appearance. Printed colours, abstract patterns and wood grains are reproduced from representative segments of large sheets and may differ slightly from the actual product.




**FINISHING PROCEDURES:** All materials shall be inspected and treated with a final sanding and polishing operation before any staining and final finishing can be performed. All machine and mill marks are to be removed. Once the polishing and sanding has been performed, the furniture will then undergo the following stain and finishing procedures:

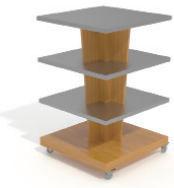
- Step 1 A base stain will be uniformly applied, wiped and then allowed to dry under factory controlled conditions.
- Step 2 A uniform coat of sealer will be applied and allowed to dry.
- Step 3 Sealer will be lightly sanded using 240 grit silicon paper.
- Step 4 A catalytic lacquer of 34-45 degree sheen is evenly applied and allowed to dry under factory controlled conditions.

**METAL FINISHING PROCEDURES:** All metal components are thoroughly cleaned and coated electrostatically with an epoxy powder coat paint finish. The metal components are then oven baked and cured for a lasting finish.

**EDGE BANDS:** All edge bands are manufactured in PVC, semi-rigid (Flex) and ABS. Standard edging size are normally 1.25" wide x 2 mm thick. These are made of the highest grade polymers and its materials are extensively tested prior to production using special test procedures and industry specification and quality standards.

	MODEL NUMBER	PRODUCT	WIDTH	DEPTH	HEIGHT	SHELF DEPTH	# OF SHELVES	# OF OPENINGS	WEIGHT	VOLUME	LIST PRICE	DESCRIPTION
 <p>Model Shown AD-DPS-60-SS</p>	<b>Display Shelves</b>											
	AD-DPS-48-SS	Single Face Starter	37 1/4"	11 1/2"	48"	11 1/2"	3	3			\$ 1,841	Metal Frame: 1" x 2" powder coat paint.  Fixed Wood Shelves: 11 1/2" deep x 35" wide, fixed 13" space apart.  Decorative Side Screen: 1/2" Frosted acrylic.
	AD-DPS-48-SA	Single Face Adder	36"	11 1/2"	48"	11 1/2"	3	3			\$ 1,700	
	AD-DPS-60-SS	Single Face Starter	37 1/4"	11 1/2"	60"	11 1/2"	4	4			\$ 2,440	
	AD-DPS-60-SA	Single Face Adder	36"	11 1/2"	60"	11 1/2"	4	4			\$ 1,986	
	AD-DPS-72-SS	Single Face Starter	37 1/4"	11 1/2"	72"	11 1/2"	5	5			\$ 3,049	
AD-DPS-72-SA	Single Face Adder	36"	11 1/2"	72"	11 1/2"	5	5			\$ 2,316		
 <p>Model Shown AD-DPS-84-SS</p>	AD-DPS-84-SS	Single Face Starter	37 1/4"	11 1/2"	84"	11 1/2"	6	6			\$ 3,361	
	AD-DPS-84-SA	Single Face Adder	36"	11 1/2"	84"	11 1/2"	6	6			\$ 2,592	
 <p>Model Shown AD-DPB-60-SS</p>	<b>Display Box</b>											
	AD-DPB-48-SS	Single Face Starter	37 1/4"	11 1/2"	48"	11 1/2"	1	4			\$ 2,942	Metal Frame: 1" x 2" powder coat paint.  Fixed Wood Shelf: 11 1/2" deep x 35" wide.  Decorative Side Screen: 1/2" Frosted acrylic.  Shelf Box: 11 1/2" deep x 35 1/4" width x 26" height. Shelf box has one adjustable shelf.
	AD-DPB-48-SA	Single Face Adder	36"	11 1/2"	48"	11 1/2"	1	4			\$ 2,665	
	AD-DPB-60-SS	Single Face Starter	37 1/4"	11 1/2"	60"	11 1/2"	1	4			\$ 3,174	
	AD-DPB-60-SA	Single Face Adder	36"	11 1/2"	60"	11 1/2"	1	4			\$ 2,880	
	AD-DPB-72-SS	Single Face Starter	37 1/4"	11 1/2"	72"	11 1/2"	2	5			\$ 3,424	
AD-DPB-72-SA	Single Face Adder	36"	11 1/2"	72"	11 1/2"	2	5			\$ 3,103		
 <p>Model Shown AD-DPB-84-SS</p>	AD-DPB-84-SS	Single Face Starter	37 1/4"	11 1/2"	84"	11 1/2"	3	6			\$ 3,691	
	AD-DPB-84-SA	Single Face Adder	36"	11 1/2"	84"	11 1/2"	3	6			\$ 3,343	

	MODEL NUMBER	PRODUCT	WIDTH	DEPTH	HEIGHT	SHELF DEPTH	# OF SHELVES	# OF OPENINGS	WEIGHT	VOLUME	LIST PRICE	DESCRIPTION
 <p>Model Shown AD-DPC-60-SS</p>	<b>Display Cupboard</b>											
	AD-DPC-48-SS	Single Face Starter	37 1/4"	11 1/2"	48"	11 1/2"	1	4			\$ 3,241	Metal Frame: 1" x 2" powder coat paint.
	AD-DPC-48-SA	Single Face Adder	36"	11 1/2"	48"	11 1/2"	1	4			\$ 3,010	Fixed Wood Shelf: 11 1/2" deep x 35" wide.
	AD-DPC-60-SS	Single Face Starter	37 1/4"	11 1/2"	60"	11 1/2"	1	4			\$ 3,498	Decorative Side Screen: 1/2" Frosted acrylic.
	AD-DPC-60-SA	Single Face Adder	36"	11 1/2"	60"	11 1/2"	1	4			\$ 3,241	Cupboard: 11 1/2" deep x 35 1/4" wide x 26" high. Cupboard has one adjustable shelf.
	AD-DPC-72-SS	Single Face Starter	37 1/4"	11 1/2"	72"	11 1/2"	2	5			\$ 3,770	
	AD-DPC-72-SA	Single Face Adder	36"	11 1/2"	72"	11 1/2"	2	5			\$ 3,498	
	AD-DPC-84-SS	Single Face Starter	37 1/4"	11 1/2"	84"	11 1/2"	3	6			\$ 4,073	
AD-DPC-84-SA	Single Face Adder	36"	11 1/2"	84"	11 1/2"	3	6			\$ 3,770		
 <p>Model Shown AD-DPC-60-SA</p>	<b>Display Divider</b>											
	AD-DPD-48-SS	Single Face Starter	37 1/4"	11 1/2"	48"	11 1/2"	1	4			\$ 3,023	Metal Frame: 1" x 2" powder coat paint.
	AD-DPD-48-SA	Single Face Adder	36"	11 1/2"	48"	11 1/2"	1	4			\$ 2,783	Fixed Wood Shelf: 11 1/2" deep x 35" wide.
	AD-DPD-60-SS	Single Face Starter	37 1/4"	11 1/2"	60"	11 1/2"	1	4			\$ 3,258	Decorative Side Screen: 1/2" Frosted acrylic.
	AD-DPD-60-SA	Single Face Adder	36"	11 1/2"	60"	11 1/2"	1	4			\$ 3,010	Divider Box: 11 1/2" deep x 35 1/4" wide x 26" high. Divider box has 6 slots 5" wide x 11.75" high.
	AD-DPD-72-SS	Single Face Starter	37 1/4"	11 1/2"	72"	11 1/2"	2	5			\$ 3,521	
	AD-DPD-72-SA	Single Face Adder	36"	11 1/2"	72"	11 1/2"	2	5			\$ 3,241	
	AD-DPD-84-SS	Single Face Starter	37 1/4"	11 1/2"	84"	11 1/2"	3	6			\$ 3,794	
AD-DPD-84-SA	Single Face Adder	36"	11 1/2"	84"	11 1/2"	3	6			\$ 3,498		
 <p>Model Shown AD-DPD-60-SA</p>												






MODEL NUMBER	PRODUCT	WIDTH	DEPTH	HEIGHT	WEIGHT	VOLUME	LIST PRICE	DESCRIPTION
AL-DP-36-W	Alden Wood Display	30"	30"	36"			\$ 3,148	36" High unit is a 3-Tier platform.
AL-DP-36-L	Laminate Display	30"	30"	36"			\$ 2,605	45" High unit is a 4-Tier platform.
AL-DP-45-W	Wood Display	30"	30"	45"			\$ 3,593	12" space between shelves. 12" shelf depth.
AL-DP-45-L	Laminate Display	30"	30"	45"			\$ 2,783	Locking casters.

MODEL NUMBER	PRODUCT	WIDTH	DEPTH	HEIGHT	WEIGHT	VOLUME	LIST PRICE	DESCRIPTION
AS-DP-W	Alise Wood Display	30"	18"	54"			\$ 4,540	Double-faced mobile A-Frame display with unfinished slatwall grooves.
AS-DP-L	Laminate Display	30"	18"	54"			\$ 3,980	Concealed locking casters.









	MODEL NUMBER	PRODUCT	WIDTH	DEPTH	HEIGHT	WEIGHT	VOLUME	LIST PRICE	DESCRIPTION
	BE-DP-V1	Benson Display Unit Version 1	32"	24"	66"			\$ 3,351	<p>4 Double faced adjustable shelves: 11 1/2" deep x 20 1/2" wide.</p> <p>4 Side end adjustable shelves: 9 3/4" deep x 10 3/4" wide.</p> <p>Metal Base: Diameter trumpet base, chrome.</p>
	BE-DP-V2	Benson Display Unit Version 2	30"	12 1/2"	66"			\$ 4,097	<p>3 wood adjustable shelves: 11 1/2" deep x 24" wide.</p> <p>Metal Base: Diameter trumpet base, chrome.</p>
	BE-DP-V3	Benson Display Unit Version 3	26"	23"	67"			\$ 4,951	<p>6 wood double sided slant periodical shelves: 23 1/4" wide x 12" high.</p> <p>Decorative side screen: 1/4" frosted acrylic.</p> <p>Metal Base: Diameter trumpet base, chrome.</p>













MODEL NUMBER	PRODUCT	WIDTH	DEPTH	HEIGHT	WEIGHT	VOLUME	LIST PRICE	DESCRIPTION
BU-DP	Burke Display Unit	47"	26"	54"			\$ 5,527	<p>3 Media towers: 10<sup>3</sup>/<sub>4</sub>" deep x 10<sup>3</sup>/<sub>4</sub>" wide x 28<sup>1</sup>/<sub>2</sub>" high.</p> <p>36 total compartments: 5" deep x 5" wide x 8<sup>3</sup>/<sub>4</sub>" high.</p> <p>Metal base: 1<sup>1</sup>/<sub>2</sub>" x 1<sup>1</sup>/<sub>2</sub>" powder coat paint.</p>













MODEL NUMBER	PRODUCT	WIDTH	DEPTH	HEIGHT	WEIGHT	VOLUME	LIST PRICE	DESCRIPTION
CE-DP-42	Celoron Display Unit	33"	26"	42"			\$ 2,542	Metal fixed slant periodical shelves: 23 <sup>1</sup> / <sub>4</sub> " wide x 12" high.
CE-DP-54		33"	26"	54"			\$ 2,605	42" High Unit has 2 shelves.
CE-DP-66		33"	26"	66"			\$ 2,675	54" High Unit has 3 shelves.
CE-DP-78		33"	26"	78"			\$ 2,736	66" High Unit has 4 shelves. 78" High Unit has 5 shelves.
Metal frame: 1 <sup>1</sup> / <sub>2</sub> " x 1 <sup>1</sup> / <sub>2</sub> " powder coat paint.								

	MODEL NUMBER	PRODUCT	WIDTH	DEPTH	HEIGHT	WEIGHT	VOLUME	LIST PRICE	DESCRIPTION			
	FX-3036-SQ	Rectangular Tables	36"	30"	29"			\$ 2,628	Table Top: High pressure laminate surface, 1 1/2" plastic laminate construction.  Wood Edge: 1/4" wide internal, square profile.  Leg Frame: 1/4" thick x 2" wide metal, power coat paint.			
	FX-3060-SQ		60"	30"	29"			\$ 2,915				
	FX-3072-SQ		72"	30"	29"			\$ 3,039				
	FX-3090-SQ		90"	30"	29"			\$ 3,241				
	FX-3660-SQ		60"	36"	29"			\$ 3,016				
	FX-3672-SQ		72"	36"	29"			\$ 3,148				
	FX-3690-SQ		90"	36"	29"			\$ 3,365				
	FX-4860-SQ		60"	48"	29"			\$ 3,203				
	FX-4872-SQ		72"	48"	29"			\$ 3,365				
	FX-4890-SQ		90"	48"	29"			\$ 3,614				
	FX-3636-SQ	Square Tables	36"	36"	29"			\$ 2,690				
	FX-4242-SQ		42"	42"	29"			\$ 2,760				
	FX-4848-SQ		48"	48"	29"			\$ 2,992				
	FX-3036-SQ-PB-A	Rectangular Tables with Acrylic Panels	36"	30"	29"			\$ 3,203	Table Top: High pressure laminate surface, 1 1/2" plastic laminate construction.  Wood Edge: 1/4" wide internal, square profile.  Leg Frame: 1/4" thick x 2" wide metal, power coat paint.  Panel insert: 1/2" thick Frosted Acrylic.			
	FX-3060-SQ-PB-A		60"	30"	29"			\$ 3,490				
	FX-3072-SQ-PB-A		72"	30"	29"			\$ 3,614				
	FX-3090-SQ-PB-A		90"	30"	29"			\$ 3,817				
	FX-3660-SQ-PB-A		60"	36"	29"			\$ 3,686				
	FX-3672-SQ-PB-A		72"	36"	29"			\$ 3,817				
	FX-3690-SQ-PB-A		90"	36"	29"			\$ 4,034				
	FX-4860-SQ-PB-A		60"	48"	29"			\$ 4,073				
	FX-4872-SQ-PB-A		72"	48"	29"			\$ 4,229				
	FX-4890-SQ-PB-A		90"	48"	29"			\$ 4,477				
			FX-3636-SQ-PB-A	Square Tables with Acrylic Panels	36"	36"	29"				\$ 3,358	
			FX-4242-SQ-PB-A		42"	42"	29"				\$ 3,498	
FX-4848-SQ-PB-A		48"	48"		29"			\$ 3,856				



	MODEL NUMBER	PRODUCT	WIDTH	DEPTH	HEIGHT	WEIGHT	VOLUME	LIST PRICE	DESCRIPTION	
	FX-3036-SQ-PB-L	Rectangular Tables with Laminate Panels	36"	30"	29"			\$ 2,953	Table Top: High pressure laminate surface, 1 1/2" plastic laminate construction.  Wood Edge: 1/4" wide internal, square profile.  Leg Frame: 1/4" thick x 2" wide metal, power coat paint.  Panel insert: 3/4" thick with plastic laminate faces and edges.	
	FX-3060-SQ-PB-L		60"	30"	29"			\$ 3,241		
	FX-3072-SQ-PB-L		72"	30"	29"			\$ 3,365		
	FX-3090-SQ-PB-L		90"	30"	29"			\$ 3,568		
	FX-3660-SQ-PB-L		60"	36"	29"			\$ 3,382		
	FX-3672-SQ-PB-L		72"	36"	29"			\$ 3,514		
	FX-3690-SQ-PB-L		90"	36"	29"			\$ 3,732		
	FX-4860-SQ-PB-L		60"	48"	29"			\$ 3,662		
	FX-4872-SQ-PB-L		72"	48"	29"			\$ 3,817		
	FX-4890-SQ-PB-L		90"	48"	29"			\$ 4,073		
		FX-3636-SQ-PB-L	Square Tables with Laminate Panels	36"	36"	29"			\$ 3,056	
		FX-4242-SQ-PB-L		42"	42"	29"			\$ 3,157	
FX-4848-SQ-PB-L		48"		48"	29"			\$ 3,444		
	FX-3036-SQ-PB-W	Rectangular Tables with Wood Panels	36"	30"	29"			\$ 2,846	Table Top: High pressure laminate surface, 1 1/2" plastic laminate construction.  Wood Edge: 1/4" wide internal, square profile.  Leg Frame: 1/4" thick x 2" wide metal, power coat paint.  Panel insert: 3/4" thick with wood veneer faces and 1/8" wood edges.	
	FX-3060-SQ-PB-W		60"	30"	29"			\$ 3,134		
	FX-3072-SQ-PB-W		72"	30"	29"			\$ 3,258		
	FX-3090-SQ-PB-W		90"	30"	29"			\$ 3,458		
	FX-3660-SQ-PB-W		60"	36"	29"			\$ 3,241		
	FX-3672-SQ-PB-W		72"	36"	29"			\$ 3,382		
	FX-3690-SQ-PB-W		90"	36"	29"			\$ 3,599		
	FX-4860-SQ-PB-W		60"	48"	29"			\$ 3,468		
	FX-4872-SQ-PB-W		72"	48"	29"			\$ 3,631		
	FX-4890-SQ-PB-W		90"	48"	29"			\$ 3,880		
		FX-3636-SQ-PB-W	Square Tables with Wood Panels	36"	36"	29"			\$ 2,915	
		FX-4242-SQ-PB-W		42"	42"	29"			\$ 3,010	
FX-4848-SQ-PB-W		48"		48"	29"			\$ 3,258		

	MODEL NUMBER	PRODUCT	WIDTH	DEPTH	HEIGHT	WEIGHT	VOLUME	LIST PRICE	DESCRIPTION
	FX-CS2-SQ	2 Person Computer Station	36"	60"	29"			\$ 4,168	<p>Table Top: High pressure laminate surface, 1 1/2" plastic laminate construction.</p> <p>Wood Edge: 1/4" wide internal, square profile.</p> <p>Leg Frame: 1/4" thick x 2" wide metal, power coat paint.</p> <p>Design feature: separated double top.</p> <p>Divider screen: 9" high frosted acrylic.</p>
	FX-CS4-SQ	4 Person Computer Station	72"	60"	29"			\$ 5,162	
	FX-CS6-SQ	6 Person Computer Station	96"	60"	29"			\$ 5,785	
	FX-CS2-SQ-PB-A	2 Person Computer Station with Acrylic Panels	36"	60"	29"			\$ 6,577	<p>Table Top: High pressure laminate surface, 1 1/2" plastic laminate construction.</p> <p>Wood Edge: 1/4" wide internal, square profile.</p> <p>Leg Frame: 1/4" thick x 2" wide metal, power coat paint.</p> <p>Panel insert: 1/2" thick Frosted Acrylic.</p> <p>Design feature: separated double top.</p> <p>Divider screen: 9" high frosted acrylic.</p>
	FX-CS4-SQ-PB-A	4 Person Computer Station with Acrylic Panels	72"	60"	29"			\$ 7,562	
	FX-CS6-SQ-PB-A	6 Person Computer Station with Acrylic Panels	96"	60"	29"			\$ 8,194	

	MODEL NUMBER	PRODUCT	WIDTH	DEPTH	HEIGHT	WEIGHT	VOLUME	LIST PRICE	DESCRIPTION
	FX-CS2-SQ-PB-L	2 Person Computer Station with Laminate Panels	36"	60"	29"			\$ 4,889	<p>Table Top: High pressure laminate surface, 1 1/2" plastic laminate construction.</p> <p>Wood Edge: 1/4" wide internal, square profile.</p> <p>Leg Frame: 1/4" thick x 2" wide metal, power coat paint.</p>
	FX-CS4-SQ-PB-L	4 Person Computer Station with Laminate Panels	72"	60"	29"			\$ 5,885	<p>Panel insert: 3/4" thick with plastic laminate faces and edges.</p> <p>Design feature: separated double top.</p> <p>Divider screen: 9" high frosted acrylic.</p>
	FX-CS6-SQ-PB-L	6 Person Computer Station with Laminate Panels	96"	60"	29"			\$ 6,506	
	FX-CS2-SQ-PB-W	2 Person Computer Station with Wood Panels	36"	60"	29"			\$ 4,797	<p>Table Top: High pressure laminate surface, 1 1/2" plastic laminate construction.</p> <p>Wood Edge: 1/4" wide internal, square profile.</p> <p>Leg Frame: 1/4" thick x 2" wide metal, power coat paint.</p>
	FX-CS4-SQ-PB-W	4 Person Computer Station with Wood Panels	72"	60"	29"			\$ 5,785	<p>Panel insert: 3/4" thick with wood veneer faces and 1/8" wood edges.</p> <p>Design feature: separated double top.</p> <p>Divider screen: 9" high frosted acrylic.</p>
	FX-CS6-SQ-PB-W	6 Person Computer Station with Wood Panels	96"	60"	29"			\$ 6,414	

	MODEL NUMBER	PRODUCT	WIDTH	DEPTH	HEIGHT	SHELF DEPTH	# OF SHELVES	# OF OPENINGS	WEIGHT	VOLUME	LIST PRICE	DESCRIPTION
		<b>Flat Shelves, Original Box Base</b>										
	HA-DP-1A-52-W	Wood	40"	23"	52"	19"	1	2			\$ 3,125	All shelves are 37 1/2" wide and are fixed spaced 13" apart.  Metal frame: 1" x 2", powder coat paint.  Closed wood base: 23" deep x 40" wide x 24" high.
	HA-DP-1A-52-L	Laminate	40"	23"	52"	19"	1	2			\$ 2,868	
	HA-DP-1A-66-W	Wood	40"	23"	66"	19"	2	3			\$ 3,382	
	HA-DP-1A-66-L	Laminate	40"	23"	66"	19"	2	3			\$ 3,134	
	HA-DP-1A-78-W	Wood	40"	23"	78"	19"	3	4			\$ 3,654	
HA-DP-1A-78-L	Laminate	40"	23"	78"	19"	3	4			\$ 3,397		
Model Shown HA-DP-1A-66-L		<b>Flat Shelves, 2 Drawer Base</b>										
		<b>Flat Shelves, 2 Drawer Base</b>										
	HA-DP-1B-52-W	Wood	40"	23"	52"	19"	1	2			\$ 3,304	All shelves are 37 1/2" wide and are fixed spaced 13" apart.  Metal frame: 1" x 2", powder coat paint.  Wood base: 23" deep x 40" wide x 24" high. 2 Drawers: 18" deep x 37 1/2" wide x 7 1/2" high.
	HA-DP-1B-52-L	Laminate	40"	23"	52"	19"	1	2			\$ 3,056	
	HA-DP-1B-66-W	Wood	40"	23"	66"	19"	2	3			\$ 3,568	
	HA-DP-1B-66-L	Laminate	40"	23"	66"	19"	2	3			\$ 3,312	
	HA-DP-1B-78-W	Wood	40"	23"	78"	19"	3	4			\$ 3,832	
HA-DP-1B-78-L	Laminate	40"	23"	78"	19"	3	4			\$ 3,575		
Model Shown HA-DP-1B-66-L		<b>Flat Shelves, 2 Cubby Doors Base</b>										
		<b>Flat Shelves, 2 Cubby Doors Base</b>										
	HA-DP-1C-52-W	Wood	40"	23"	52"	19"	1	2			\$ 3,234	All shelves are 37 1/2" wide and are fixed spaced 13" apart.  Metal frame: 1" x 2", powder coat paint.  Wood base: 23" deep x 40" wide x 24" high, with cupboard doors and one adjustable shelf.
	HA-DP-1C-52-L	Laminate	40"	23"	52"	19"	1	2			\$ 3,039	
	HA-DP-1C-66-W	Wood	40"	23"	66"	19"	2	3			\$ 3,498	
	HA-DP-1C-66-L	Laminate	40"	23"	66"	19"	2	3			\$ 3,297	
	HA-DP-1C-78-W	Wood	40"	23"	78"	19"	3	4			\$ 3,763	
HA-DP-1C-78-L	Laminate	40"	23"	78"	19"	3	4			\$ 3,560		
Model Shown HA-DP-1C-66-L		<b>Flat Shelves, Open Box Base</b>										
		<b>Flat Shelves, Open Box Base</b>										
	HA-DP-1D-52-W	Wood	40"	23"	52"	19"	1	2			\$ 3,134	All shelves are 37 1/2" wide and are fixed spaced 13" apart.  Metal frame: 1" x 2", powder coat paint.  Wood base: 23" deep x 40" wide x 24" high. Open shelf unit with one adjustable shelf.
	HA-DP-1D-52-L	Laminate	40"	23"	52"	19"	1	2			\$ 2,892	
	HA-DP-1D-66-W	Wood	40"	23"	66"	19"	2	3			\$ 3,389	
	HA-DP-1D-66-L	Laminate	40"	23"	66"	19"	2	3			\$ 3,095	
	HA-DP-1D-78-W	Wood	40"	23"	78"	19"	3	4			\$ 3,662	
HA-DP-1D-78-L	Laminate	40"	23"	78"	19"	3	4			\$ 3,405		
Model Shown HA-DP-1D-66-L												





	MODEL NUMBER	PRODUCT	WIDTH	DEPTH	HEIGHT	WEIGHT	VOLUME	LIST PRICE	DESCRIPTION
	LL-DP-W	Livelli Wood Display	42"	42"	57 <sup>1</sup> / <sub>4</sub> "			\$ 6,281	Mobile 4-Tier diameter display with 42", 32", 22" and 12" diameter platforms (from the bottom to the top).
	LL-DP-L	Laminate Display	42"	42"	57 <sup>1</sup> / <sub>4</sub> "			\$ 5,721	12 <sup>3</sup> / <sub>4</sub> " space between shelves. Lower tier: 13 <sup>1</sup> / <sub>2</sub> " display depth Middle tier: 11" display depth Upper tier: 8 <sup>1</sup> / <sub>2</sub> " display depth Top tier: 12" display depth  Concealed locking casters.
	LL-DPT-W	Livelli Wood Display	42"	42"	43 <sup>3</sup> / <sub>4</sub> "			\$ 5,657	Mobile 3-Tier diameter display with 42", 32", 22" diameter platforms (from the bottom to the top).
	LL-DPT-L	Laminate Display	42"	42"	43 <sup>3</sup> / <sub>4</sub> "			\$ 5,198	12 <sup>3</sup> / <sub>4</sub> " space between shelves. Lower tier: 13 <sup>1</sup> / <sub>2</sub> " display depth Middle tier: 11" display depth Top tier: 22" display depth  Concealed locking casters.




MODEL NUMBER	PRODUCT	WIDTH	DEPTH	HEIGHT	WEIGHT	VOLUME	LIST PRICE	DESCRIPTION
SH-DP-48	Shore Display Unit	36"	36"	48"			\$ 3,536	Contains metal slant periodical shelves, each 24" wide x 12" high.
SH-DP-60		36"	36"	60"			\$ 4,329	48" high unit consists of 9 shelves. 60" high unit consists of 12 shelves.
SH-DP-72		36"	36"	72"			\$ 4,671	72" high unit consists of 15 shelves.
								Metal triangle frame is 1 1/2" x 1 1/2" powder coat paint.
								Wood base and top is 36" diameter, plywood construction.



MODEL NUMBER	PRODUCT	WIDTH	DEPTH	HEIGHT	WEIGHT	VOLUME	LIST PRICE	DESCRIPTION
TV-DP-48	Tivoli Display Unit	31"	31"	48"			\$ 4,587	48" high unit consists of 2 tiers with 4 shelves. 60" high unit consists of 3 tiers with 8 shelves. 72" high unit consists of 4 tiers with 12 shelves.  Unit has a 360 degree swivel.  Each compartment in the unit is 11" deep x 18" wide.  Decorative side screen is 1/2" frosted acrylic.  Wood base is 14" high.
TV-DP-60		31"	31"	60"			\$ 5,006	
TV-DP-72		31"	31"	72"			\$ 5,458	

	MODEL NUMBER	PRODUCT	WIDTH	DEPTH	HEIGHT	WEIGHT	VOLUME	LIST PRICE	DESCRIPTION
	WE-DP-1A	Closed Base	50"	32"	45 <sup>1</sup> / <sub>2</sub> "			\$ 3,203	<p>Unit consists of a 3-Tier platform, each spaced 12" apart from the other.</p> <p>Top Platform: 8<sup>3</sup>/<sub>4</sub>" deep x 12" wide                      Middle Platform: 19<sup>1</sup>/<sub>4</sub>" deep x 30" wide                      Bottom Platform: 31<sup>3</sup>/<sub>4</sub>" deep x 50" wide</p> <p>Metal frame: 1<sup>1</sup>/<sub>2</sub>" x 1<sup>1</sup>/<sub>2</sub>", powder coat paint.</p> <p>Closed Wood Base: 30" deep x 49<sup>1</sup>/<sub>2</sub>" wide x 14<sup>1</sup>/<sub>2</sub>" high with mobile casters.</p>
	WE-DP-1D	Open Box Base	50"	32"	45 <sup>1</sup> / <sub>2</sub> "			\$ 3,351	<p>Unit consists of a 3-Tier platform, each spaced 12" apart from the other.</p> <p>Top Platform: 8<sup>3</sup>/<sub>4</sub>" deep x 12" wide                      Middle Platform: 19<sup>1</sup>/<sub>4</sub>" deep x 30" wide                      Bottom Platform: 31<sup>3</sup>/<sub>4</sub>" deep x 50" wide</p> <p>Metal frame: 1<sup>1</sup>/<sub>2</sub>" x 1<sup>1</sup>/<sub>2</sub>", powder coat paint.</p> <p>Open Box Wood Base: 14" deep x 49<sup>1</sup>/<sub>2</sub>" wide x 14<sup>1</sup>/<sub>2</sub>" high with mobile casters.</p>

MODEL NUMBER	PRODUCT	WIDTH	DEPTH	HEIGHT	WEIGHT	VOLUME	LIST PRICE	DESCRIPTION
 TM-3-L	Terminal 3 Laminate Top	24"	28 <sup>1</sup> / <sub>4</sub> "	60"			\$ 7,323	<p><b>KEYBOARD SURFACE &amp; MOUSE LEDGE:</b> Tops are constructed of 1" thick 3-ply particleboard core. The top surface is laminated with a .050" thick high pressure plastic laminate sheet and bottom surface laminated with a backing sheet not less than .020" thick for balanced construction. All edges will be banded with a 1/8" thick acrylic edge and is 37" high from finished floor.</p> <p><b>CPU CABINET:</b> Constructed from 3/4" high density particleboard core with grade 'A' face veneers. Cabinet consists of a vented locking side door with dimensions 12" deep x 24" wide x 24" high and the rear of the unit consists of a wood column.</p> <p><b>TERMINAL BASE:</b> Metal structural column is 2 1/2" diameter epoxy powder coated and consists of a 23" deep x 23" wide x 4" high wood platform base.</p> <p><b>MONITOR CAPABILITY:</b> A wood mounting plate is provided and utilizes monitor arm TM-MA-1, offered separately.</p>

TM-3 Usage Option



MODEL NUMBER	PRODUCT	WIDTH	DEPTH	HEIGHT	WEIGHT	VOLUME	LIST PRICE	DESCRIPTION
TM-4-L	Terminal 4 Laminate Top	24"	23 <sup>3</sup> / <sub>4</sub> "	48"			\$ 6,048	<p><b>KEYBOARD SURFACE &amp; MONITOR LEDGE:</b> Tops are constructed of 1" thick 3-ply particleboard core. The tops' surfaces are laminated with a .050" thick high pressure plastic laminate sheet and bottom surface laminated with a backing sheet not less than .020" thick for balanced construction. All edges will be banded with a 1/8" thick acrylic edge. Monitor ledge consists of a 7" high frosted acrylic screen and is 41" high from finished floor. The keyboard surface is 37" high from finished floor.</p> <p><b>CPU CABINET:</b> Constructed from 3/4" high density particleboard core with grade 'A' face veneers. Cabinet consists of a perforated metal vent locking side door with dimensions 12" deep x 24" wide x 24" high and enveloped with diameter metal tubing.</p> <p><b>TERMINAL BASE:</b> Metal framing tubing is 1 1/2" diameter epoxy powder coated.</p>



TM-4 Usage Option

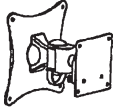


MODEL NUMBER	PRODUCT	WIDTH	DEPTH	HEIGHT	WEIGHT	VOLUME	LIST PRICE	DESCRIPTION
TM-5-L	Terminal 5 Laminate Top	24"	20 <sup>1</sup> / <sub>4</sub> "	48"			\$ 5,791	<p><b>KEYBOARD SURFACE &amp; MONITOR LEDGE:</b> Tops are constructed of 1" thick 3-ply particleboard core. The Tops' surfaces are laminated with a .050" thick high pressure plastic laminate sheet and bottom surface laminated with a backing sheet not less than .020" thick for balanced construction. All edges will be banded with a 1/8" thick acrylic edge. Monitor ledge consists of a 7" high metal surround and is 41" high from finished floor. The keyboard surface is 37" high from finished floor.</p> <p><b>CPU CABINET:</b> Constructed from 3/4" high density particleboard core with grade 'A' face veneers. Cabinet consists of a perforated metal vent locking side door with dimensions 12" deep x 24" wide x 24" high.</p> <p><b>TERMINAL BASE:</b> Metal structural column is 1 1/2" x 1 1/2" epoxy powder coated and consists of a 24" deep x 24" wide metal platform base.</p>



TM-5 Usage Option



	MODEL NUMBER	PRODUCT	WIDTH	DEPTH	HEIGHT	WEIGHT	VOLUME	LIST PRICE	DESCRIPTION
	TM-MA-1	Short Mounting Plate		4 <sup>3</sup> / <sub>4</sub> "				\$ 583	<p><b>COLOR:</b> Black wall and monitor mounting plate with silver arm.</p> <p><b>CAPABILITY:</b> 360 degree monitor rotation, up and down tilt and holds monitors up to 17 pounds.</p>



Palmieri Furniture Limited ("Palmieri") warrants that its products and collections are free from defects in materials and workmanship for the life of the product, except as set forth below. Palmieri Limited Lifetime Warranty is valid from the date of delivery.

**Exceptions to the Limited Lifetime Warranty: Seating: two (2) years**

Goods sold hereunder are covered by a Limited Lifetime Warranty, free against defects in material and workmanship provided the goods and services are subjected to normal use and service. The applicable warranty period commences from shipping date to Purchaser of any item of the goods, whichever occurs first, or any other warranty period otherwise stipulated in writing by Palmieri under this sale. For components not supplied by Palmieri, the original manufacturer's warranty shall apply to the extent assignable by Palmieri. The obligation under this warranty is limited to the repair or replacement, at Palmieri's option, of defective parts F.O.B. point of shipment provided that prompt notice of any defect is given by Purchaser to Palmieri in writing within the applicable warranty period and that upon the Purchaser's return of the defective parts to Palmieri or, if designated by Palmieri, to the location where the works are made, properly packed and with transportation charges prepaid by Purchaser, an inspection thereof shall reveal to Palmieri's satisfaction that Purchaser's claim is valid under the terms of this warranty. Purchaser shall assume all responsibility and expense for dismantling, removal, re-installation and freight in connection with the foregoing. The same obligations and conditions extend to replacement parts furnished by Palmieri hereunder.

Palmieri does not assume liability for installation, labour or consequential damages. Palmieri makes no warranty other than the one set forth herein. All other warranties, legal, expressed or implied, including but not limited to any expressed or implied warranty of merchantability, of fitness for the intended use thereof or against infringement are hereby expressly excluded. The applicable warranty ceases to be effective if the goods are altered or repaired other than by persons authorized or approved by Palmieri to perform such work. Repairs or replacement deliveries do not interrupt or prolong the term of the warranty. The warranty ceases to be effective if Purchaser fails to handle and use the goods sold hereunder in a safe and reasonable manner and in accordance with any written instructions from the manufacturers.

**Warranty Does Not Apply To Product Failure Or Loss Resulting From:**

Abuse, misuse or accident, alteration or modification of product by customer or third party, normal wear and tear, improper installation, handling or incorrect use. The substitution of part components or hardware not approved or authorized by Palmieri, acts of God, unauthorized repairs, improper storage, and environmental conditions such as irregular temperature control either inside or outside the environment.

**Warranty Provides Exclusive Remedies:**

If a product fails under ordinary use as a result of a defect in material or workmanship, Palmieri will: (A) repair, or (B) replace the furniture. The replacement or repair of the Furniture or Seating will be at the discretion of Palmieri. If the defect or workmanship cannot be remedied on site, repairs can be made at the factory. (C) If the product repair or replacement is not commercially practicable or cannot be remade in a timely manner Palmieri will refund the purchase price of the affected product. A product "Defect" means: an inadequacy in the materials or workmanship of the product that (A) existed at the time when you received the product from Palmieri or Palmieri authorized Reseller and (B) causes a failure of the product to perform under ordinary use in accordance with the materials and documentation accompanying the product. "Ordinary Use" means: use of the product (A) in accordance with all applicable local, state or federal laws, codes and regulations and (B) in accordance with manufacturer recommendations and or instructions in the materials and documentation accompanying the product or through shop drawings. A "Palmieri Authorized Reseller" means: any dealer that is legally permitted to conduct business in the jurisdiction where the product is sold and is duly authorized by Palmieri to sell the product.

Warranty work must be approved by authorized personnel of Palmieri Furniture Limited in Richmond Hill, Ontario, Canada.

**A copy of the original purchase order must accompany all claims.**

**Warranty Does Not Cover:**

Matching of colours, stains, textures, grains and any other variations in materials. Select and Custom Surfaces and materials are only warranted for their application on the specified product and are not covered by our warranty, except as warranted by the original supplier, for quality, colorfastness, shade variations or abrasion and textiles purchased for Palmieri product.

**This limited warranty is the sole remedy for product defect and no other express or implied warranty is provided. Warranty is not transferable and valid only for the original purchaser acquiring a product from Palmieri or a Palmieri authorized reseller for the purchaser's own use and not for resale, remarketing or distribution. Limited Lifetime Warranty (25 years)**

**GENERAL**

The following Terms and Conditions of Quote and Sale shall apply to any sale of goods and services by Palmieri Furniture Limited (hereinafter called "Palmieri"). Purchaser shall be deemed to have full knowledge of the terms and conditions herein and such terms and conditions shall be binding if either the goods and services referred to herein are delivered to and accepted by Purchaser, or if Purchaser does not within five (5) days from the date hereof deliver to Palmieri written objection to said terms and conditions or any part thereof.

In the event of any conflict or inconsistency between the terms and conditions of sale herein and the terms and conditions contained in Purchaser's order or in any other form issued by Purchaser, whether or not any such form has been acknowledged or accepted by Palmieri, Palmieri's terms and conditions herein shall prevail. No waiver, alteration or modification of these terms and conditions shall be binding upon Palmieri unless made in writing and signed by a duly authorized representative of Palmieri.

**1. QUOTATIONS / PRODUCT QUOTED**

Unless otherwise stated, **Palmieri's quotations shall be null and void unless accepted by Purchaser within thirty (30) days from the date of quotation.** Quotes may be subject to change before order placement, due to increased material costs and or other factors that could impact the final cost of production and our final understanding of the product required. If the items quoted do not reflect the intended product requirements of the customer, Palmieri will not be held responsible for increased costs for those product changes. We reserve the right to edit or re-quote any portion of a previously submitted quotation subject to our final understanding of the product required by the client.

**2. PALMIERI DRAWINGS**

Palmieri provides drawings for Custom & Standard product we produce to our clients upon request. We consider these drawings to be Private and Confidential and are provided for the sole purpose and use of our clients to understand the product we are providing. The use of these confidential materials is limited to the transaction between the parties and at no point are these confidential materials to be sent to any of our competitors or parties quoting for the same purpose.

**A minimum \$ 85.00 NET Engineering Administrative Fee will apply for Custom Product Drawings**

**(Note: The first set of Custom product drawings will be free of charge)**

**A minimum \$ 120.00 NET Engineering Administrative Fee will apply for all Standard Product Drawings**

### 3. TERMS OF PAYMENT

For authorized customers; Orders at a \$ 75,000.00 threshold will require a mandatory 25% deposit. Orders over and above \$ 100,000.00 requires a mandatory (25%) deposit at time of order, a mandatory (25%) deposit prior to product shipment and the balance to be paid within thirty (30) days of date of shipment. Payment not be made to Palmieri when due, Palmieri reserves the right to charge Purchaser with interest on such overdue payments. Interest of 2% per month (24% per annum) is charged on all overdue accounts, unless otherwise specified. The charging of such interest shall not be construed as obligating Palmieri to grant any extension of time in the terms of payment. All goods remain the property of Palmieri, until balance is paid in full to Palmieri.

### 4. TITLE

Title to the goods or any part thereof shall not pass from Palmieri to Purchaser until all payments due hereunder have been duly made, except as otherwise expressly stipulated herein. The goods shall be and remain personal or moveable property, notwithstanding their mode of attachment to realty or other property. If default is made in any of the payments herein, Purchaser agrees that Palmieri may retain all payments which have been made on account of the purchase price as liquidated damages, and Palmieri shall be free to enter the premises where the goods may be located and remove them as Palmieri's property, without prejudice to Palmieri's right to recover any further expenses or damages Palmieri may suffer by reason of such nonpayment.

### 5. TAXES

Prices do not include Goods & Services Tax, Provincial or Municipal sales, use, value-added or similar tax. All applicable taxes are extra. Our Harmonized Sales Tax (HST) registration number is R104055066.

### 6. THE AGREEMENT

An acceptance and official confirmation of Purchasers' order by signing Palmieri's Order Confirmation the Purchaser therefore is accepting terms and conditions as expressed herein Palmieri's Terms and Conditions of Quote and Sale by Palmieri and shall constitute the complete agreement, subject to the terms and conditions of sale herein set forth, and shall supersede all previous quotations, orders or agreements.

### 7. LEAD TIME / DELIVERY / DELAYS

Lead time is determined only when final material/finish selection and drawing approvals are received by Palmieri from the client. The accuracy of Palmieri's lead times, is created to the best of our ability with the information provided to us. Confirmed lead time is conveyed to the client by means of Order Confirmation. They do not preclude the client from checking the accuracy of your requirement and our Order Confirmation. Any noted discrepancies are to be reported immediately to Palmieri Customer Service Department for correction and re-issue of revised Order Confirmation. By signing and dating the Order Confirmation the client accepts the terms and conditions of quote and sale.

Lead time on our Order Confirmation do not account for delays that could potentially occur for special materials specified by the client that are outside of our standard finishes and materials program that are out of our control and will affect the lead time on the order. Palmieri will notify the client immediately when these delays occur and adjust the lead time accordingly.

Delivery schedules are approximate and are based on prevailing market conditions applicable respectively at

the time of Palmieri's quotation and Palmieri's acceptance of clients' order, if certain portions of an order are completed by the quoted lead time while other portions have experienced delays outside of our control. The client may choose to part ship the order at their discretion and expense. Otherwise the entire order will ship with the delayed portion at a later date. Palmieri may extend delivery schedules or may, at its option, cancel Purchaser's order in full or in part without liability other than to return any deposit or prepayment which is unearned by reason of the cancellation.

### 8. CHANGES AND CANCELLATION

Orders accepted by Palmieri are not subject to changes or cancellation by Purchaser without the written consent of Palmieri. In such cases where Palmieri authorizes changes or cancellation, Palmieri reserves the right to charge the Purchaser with reasonable costs based upon expenses already incurred and commitments made by Palmieri, including, without limitation, any labour done, material purchased and also including Supplier's usual overhead and reasonable profit and cancellation charges from Palmieri's suppliers. Palmieri will communicate to the Purchaser additional costs incurred by way of Revised Order Confirmation. Revised Order Confirmation will include applicable costs incurred and modification to lead times (if applicable). The Purchaser must provide Palmieri written confirmation of additional costs, before any changes can be processed on the order.

**A minimum charge of \$ 100.00 NET Change Order Request fee will apply**

**A minimum charge of \$ 150.00 NET Cancel Order Request fee will apply**

### 9. SHIPPING LOCATION / SHIPPING QUOTES / COST OF TRANSPORTATION

Unless otherwise stated, all prices are F.O.B. our factory in Richmond Hill, Ontario, Canada.

Customary methods of transportation shall be selected by Palmieri and such transportation will be at Purchaser's expense. Shipping quotations are made at time of furniture quotation and are outside the control of Palmieri. **Shipping quotes are valid for ten (10) business days from the time of quote.** We do our best to maintain shipping costs as quoted, however all shipping weights and cubic feet shown are approximate only, various construction materials and packaging methods may add to the weights given. All quoted prices, unless otherwise stated on the quotation, are based on the current exchange rates, tariffs, fuel surcharges and costs of manufacture and are subject to change by Palmieri with or without notice until Purchaser's acceptance. Palmieri does not assume responsibility or liability for shipping costs, product during transit, or variances from the shipping weights or cubic feet shown in our specification guides. Special methods of transportation will be used upon Purchaser's request and at Purchaser's additional expense, provided reasonable notice of Purchaser's transportation requirements are given by Purchaser to Palmieri prior to shipment. Palmieri will notify the client prior to shipping product if shipping costs as quoted change, at which point the client must approve the adjusted shipping costs.

### 10. RECEIVING PRODUCT / REPORTING DAMAGE / STORAGE OF PRODUCT

Upon receipt of Palmieri product, the receiver of the goods must immediately inspect the product to ensure it is free of shipping damage. If the product is deemed in good order, the receiver of the product must ensure

to sign off on the accompanying carriers Bill of lading in good condition. Except for obligations stated under “Warranty” herein, Palmieri’s responsibility for the product ceases once the product has been received and signed off in good order and is the full responsibility of the receiver and subsequently the owner.

In the event shipping damage is discovered during receipt of shipment, it is the responsibility of the receiver to ensure all noted damage is recorded on the carrier’s Bill of Lading prior to sign off. All noted shipping damage claims must be reported to Palmieri within **24 hours** of receipt of the product onsite, failure to do so will result in the claim being deemed null and void. All shipping damage claims are to be reported directly to Palmieri’s Shipping Manager. Please call our toll free number at **1-800-413-4440 ext. 33** or submit the claim by Fax directly to **1-905-731-9878**. Palmieri will not accept any shipping damage claims submitted **after 24 hours** and it shall be conclusively presumed that the goods were delivered in good condition.

Storage of product, Palmieri will not be held responsible for any potential damages or shortages for product shipped and received by Purchaser and is subsequently placed into storage and not inspected within 24 hours of receipt.

## 11. INSTALLATION / SHORTAGES / BACK CHARGES

Unless otherwise expressly stipulated, the goods shall be installed by and at the risk and expense of Purchaser.

In the event that Palmieri is requested to supervise such installation, Palmieri’s responsibility shall be limited to exercising that degree of skill customary in the trade in supervising installations of the same type. Purchaser shall remain responsible for all other aspects of the work including compliance with the local regulations. It is the responsibility of the Purchaser to ensure hardware and parts are received in good order. Packing slip and hardware list to be provided by Palmieri with every order at time of shipping. Purchaser has the responsibility to notify Palmieri immediately without delay of issues that arise; subsequently Palmieri will take action to provide prompt resolution.

Shortages must be reported to Palmieri within **24 hours** of receipt of the goods and failure to do so may be at the expense of the Purchaser.

If deemed missing hardware and parts short shipped from the factory, Palmieri will arrange to ship freight prepaid to destination. Palmieri will only be responsible for replacement costs of missing hardware and parts, any labour costs incurred will be the responsibility of the Purchaser and will not be approved by Palmieri.

Back Charges will only be approved if we deemed a defect in the material or workmanship is found during the installation period resulting in a return trip to the job-site to complete installation. It shall remain the sole discretion of Palmieri to approve (A) repair or (B) replace the furniture and any labour costs incurred by the Purchaser.

## 12. FORCE MAJEURE

Palmieri shall not be responsible or liable for any loss or damage incurred by Purchaser herein resulting from causes beyond the reasonable control of Palmieri including, but without limitation, abuse, misuse or accident, alteration or modification of product by customer or third party, normal wear and tear, improper installation, handling or incorrect use, unauthorized repairs, the substitution of part components or hardware not approved or authorized by Palmieri, improper storage, and environmental conditions such as irregular temperature control

either inside or outside the environment, acts of God, fire, flood, delays in transportation, or the failure of Palmieri’s suppliers to meet their delivery promises. The acceptance of delivery of the goods by Purchaser shall constitute a waiver of all claims for loss or damage due to any delay whatsoever.

## 13. RETURNED GOODS

No goods may be returned to Palmieri for a credit or exchanged without Palmieri’s prior written consent.

Palmieri reserves the right to accept all returns and subject to a handling/restocking charge or to decline all returns. Even after Palmieri has authorized the return of goods for credit, Palmieri reserves the right to adjust the amount of any credit given to Purchaser on return of the goods based on the conditions of the goods on arrival in Palmieri’s warehouse. Credit for returned goods will be issued to Purchaser only where such goods are returned by Purchaser and not by any subsequent owner of the goods. Goods will be considered for return only if they are in their original condition and packaging. Palmieri Goods Return Authorization Form to be issued and **must** accompany all shipments returning back to the factory. **Return freight must be prepaid by Purchaser. A minimum 20% re-stocking fee will apply.**

# PALMIERI

create. communicate. collaborate.

---

Palmieri Furniture Ltd.

1230 Reid Street  
Richmond Hill  
Ontario Canada L4B 1C4

T: 905 731 9300  
F: 905 731 9878  
TF: 800 413 4440

E: [info@palmierifurniture.com](mailto:info@palmierifurniture.com)  
W: [www.palmierifurniture.com](http://www.palmierifurniture.com)