

PALLETTIERI



DURECON WOOD
S H E L V I N G



Standard

The Durecon Wood shelving system is a fundamentally dependable solution for any library, educational, storage and filing space. This shelving collection retains the classic wooden appearance and lends the flexibility in design and function, in order to adapt to the growing needs of its users.



SINGLE & DOUBLE FACE TOP OPTIONS

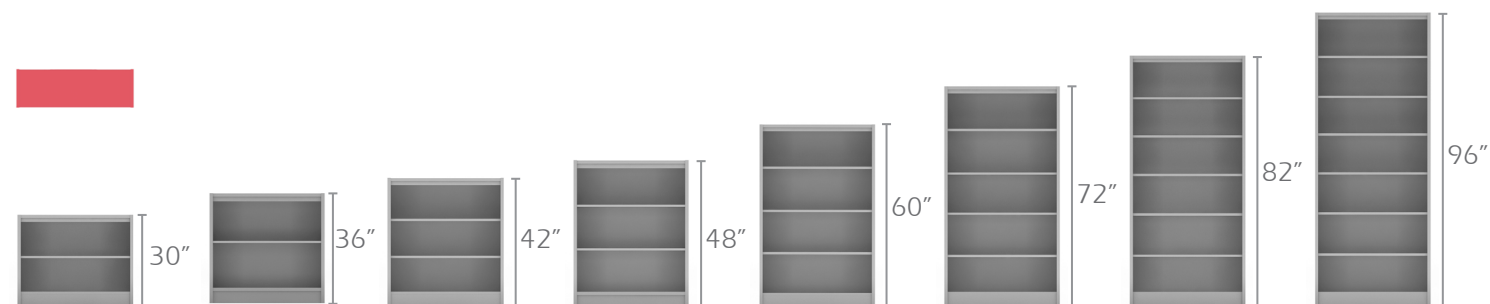
Standard Veneer / Laminate / Sloped Laminate



It is built with various parts and components, according to the specifications. This can support loadings of approximately 45 lbs. per shelf and linear feet. Its weight capacity will vary depending on the unit's dimensions and number of shelves. Each shelving system can be made as a Single or Double Face unit with adjustable shelves (that come with shelf support pins that are inserted into the end and/or mid panels' galvanized diameters), to meet the user's needs and demands.

STANDARD HEIGHT OPTIONS

Both Single and Double face units are available in the standard heights shown.



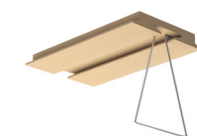
BOTTOM OPTIONS



Metal Mobile Bottom Frame



Standard Wood Kickplate



Wood Grooved Shelf

A-Frame

The Durecon Wood A-Frame shelving is a great solution to display the newest book collection, audio, video, CDs, Blu-rays, DVDs and other kinds of media.

A-FRAME CONFIGURATIONS

Bays



Linear Freestanding



A-Pyramid

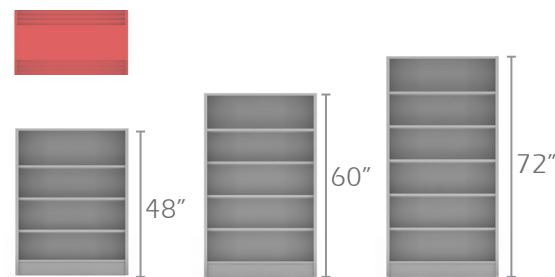


Perpendicular



A-FRAME HEIGHT OPTIONS

Both Single and Double face units are available in the heights shown.



This type of shelving is popular in elementary grade schools, community centres and retail spaces, especially when it includes decorative signage placed above the canopy tops and/or on the end panels of the units.

A-FRAME BOTTOM OPTIONS



Metal Mobile Bottom Frame



Standard Wood Kickplate



Slatwall End Panels (on Double Face Only)

Curved



The Durecon Wood Curved shelving is a modern solution to store and display both old and new books, audio, video and multimedia items. This type of shelving is popular in high/post-secondary schools, institutions, faculty and corporate offices, when there is abundance of space to work with.

CURVED CONFIGURATIONS

C-Pyramid




Semi-Circles



Serpentine



Circular



CURVED BOTTOM OPTIONS



Metal Mobile
Bottom Frame



Standard Wood
Kickplate



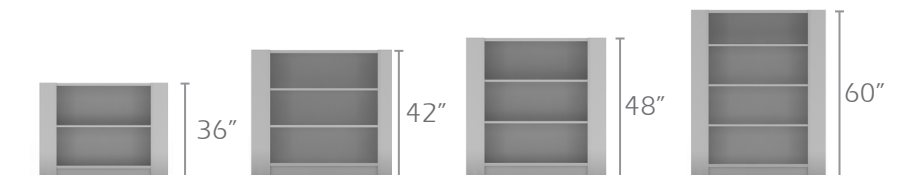
Wood Grooved Shelf

This shelving system adds a unique design flair to the environment's layout and appearance. For more details, options and additional accessories, consult your sales representative before placing an order.

Select from a variety of Double Face Curved unit styles to match the user's demands.

CURVED HEIGHT OPTIONS

Curved shelving units are available in the heights shown.



classic.

adaptable.



DURECON WOOD MODELS & ACCESSORIES

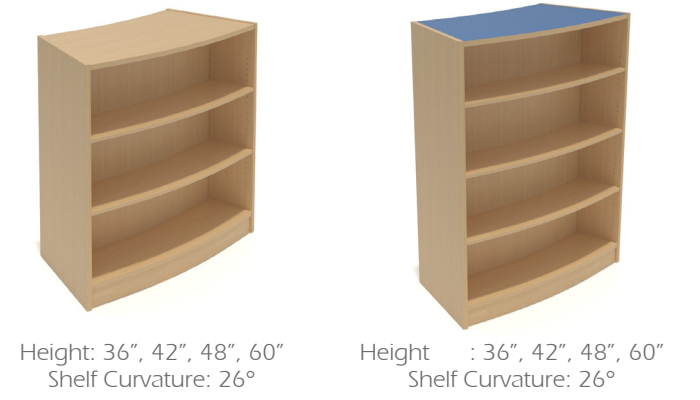
Wood



A-Frame



Curved



Wood Door/Glass



End, Mid & Back Panels



Sliding Glass



Shelf Options

(Can accommodate up to weight load of 45lbs. per sq.ft)



Accessories

(Recommended options, but not limited to)

STARTER/ADDER PROGRAM & HOW TO ORDER

The Durecon Wood Shelving Starter and Adder program provides the ordering guideline based on the requirements of the order, while maximizing the use of space and budget available.



Begins with the selection of a starter unit, as a single face or double face starter model. Followed by choosing the adder model that matches the specs of the starter model of the same height, depth and width for additional bays in any shelving run. One mid panel is included with every adder unit. The end panel from the starter unit will go at the end of the shelving run. See illustration above for reference. For more details and options, consult your sales representative before placing an order.



Single face units must rest against a wall and/or be anchored to the floor or ceiling.



Double face units may be freestanding and placed in the center of a room.

PLANNING GUIDE

The most common way to calculate book capacity is on a linear feet basis. A common average for public and school libraries is 16.7 books per linear feet. For children's section capacity in both elementary schools and public libraries this may be raised to 18.7 books per linear feet. The shelving capacity for academic libraries is commonly averaged to be 9.7 books per linear feet. Based on a 36" wide shelving unit, a per shelf capacity of 35 adult, 56 children, and 29 academic books can be established.

Durecon shelving is available in 8 standard heights: 30", 36", 42", 48", 60", 72", 82", and 96"; 3 standard widths: 24", 30", and 36" in both single face and double face depths.

Shelving Height	Number of Shelves (adjustable and base)	Adult Book Capacity/Unit			Children Book Capacity/Unit			Academic Book Capacity/Unit		
		24" W	30" W	36" W	24" W	30" W	36" W	24" W	30" W	36" W
30"	2 Shelves (1 adjustable and 1 base)	46	58	70	74	94	112	38	48	58
36"	2 Shelves (1 adjustable and 1 base)	46	58	70	74	94	112	38	48	58
42"	3 Shelves (2 adjustable and 1 base)	69	87	105	111	141	168	57	72	87
48"	3 Shelves (2 adjustable and 1 base)	69	87	105	111	141	168	57	72	87
60"	4 Shelves (3 adjustable and 1 base)	92	116	140	148	188	224	76	96	116
72"	5 Shelves (4 adjustable and 1 base)	115	145	175	Height not recommended			95	120	145
82"	6 Shelves (4 adjustable, 1 fixed and 1 base)	138	174	210	Height not recommended			114	144	174
96"	6 Shelves (5 adjustable, 1 fixed and 1 base)	161	203	245	Height not recommended			133	168	203

The above formula is intended to provide for 10% expansion within a shelving unit before it is completely full. This will allow for circulation of books without the need of displacing existing books that are already shelved.

Both wood and metal shelves have a loaded weight capacity of 45 lbs. per square feet, without deflection in excess of 3/32". Double face shelving units have twice the above stated capacities.

CUSTOMIZE YOUR DURECON WOOD


Wood Finishes

Natural Finishes



**Cherry & Walnut may be subject to an upcharge*

Stain Finishes



RESOURCES

HOW TO BUY FROM PALMIERI

Palmieri has a nationwide dealer network with partners located across the United States and Canada that can assist you with product selection, purchase and installation.


WARRANTY

Limited Lifetime (25 years) warranty for all products except Seating - which is 2 years.

ENVIRONMENTAL STANDARDS & CERTIFICATIONS

Palmieri is conscious of the impact that our products have on the environment. Our objective is to offer products that support responsible forest management and conservation. We are committed and proud to be among the select few that can offer environmentally-responsible alternatives to designers, architects and engineers with LEED certification.

If you would like to locate a Palmieri authorized dealer or representative in your area or find more information, please contact us at **1-800-413-4440** or e-mail info@palmierifurniture.com.



DISCLAIMER

All product images, installations and specifications are based on the latest product information available at the time of publications. Images shown are for illustration purposes only and may not be an exact representation of the product and do not guarantee any product features. PALMIERI reserves the right to withdraw or otherwise modify any images or published materials we provide, at our sole discretion without prior notice. This may include revisions and substitutions to colors, materials, specifications, features, prices, and models offered.

PALMIERI

create. communicate. collaborate.

Palmieri Furniture Ltd.

1230 Reid Street
Richmond Hill
Ontario Canada L4B 1C4

T: 905 731 9300
F: 905 731 9878
TF: 800 413 4440

E: info@palmierifurniture.com
W: www.palmierifurniture.com