

PALLINER



Uno
Shelving



TABLE OF CONTENTS

| | |
|--------------------------------------|-------|
| INTRO | 2-3 |
| UNO SHELVING SYSTEM | 4-5 |
| STARTER/ADDER PROGRAM & HOW TO ORDER | 6 |
| PLANNING GUIDE | 7 |
| PICTURE GALLERY | 8-9 |
| FINISHES & STATEMENT OF ASSURANCE | 10-11 |

Today, the continuous evolution of technology and learning styles have changed the educational industry, therefore the schools, institutions and libraries must change along with it. Palmieri combines leading edge technology, attention to detail and premium quality materials to deliver a diverse range of shelving systems to enhance any environment.

The Uno shelving collection assures excellence in both design and practical function. Join some of the esteemed learning institutions and libraries across North America in making Palmieri the first choice for all your shelving needs!

UNO SHELVING SYSTEM

The Uno shelving system is a fundamentally dependable solution for any library, educational, storage and filing space. This shelving collection is made with a metal interior structure and wooden outer panels. Its modern look and function are tailored to accommodate the style and needs of its users.

It is built with various parts and components, according to the specifications. This can support loadings of approximately 45 lbs. per shelf and linear feet. Its weight capacity will vary depending on the unit's dimensions and number of shelves. Each shelving system can be made as a Single or Double Face unit with adjustable shelves (that come with shelf support pins that are inserted into the end and/or mid panels' galvanized diameters), to meet the user's needs and demands.

Uno



STANDARD SINGLE FACE

- Widths are 24", 30" & 36"
- Depths are 10", 12" & 14"



STANDARD DOUBLE FACE

- Widths are 24", 30" & 36"
- Depths are 20", 24" & 28"



SINGLE & DOUBLE FACE TOP OPTIONS

- Standard Veneer
- Laminate



BOTTOM OPTIONS

- Metal Mobile Bottom Frame



BACK FRAME

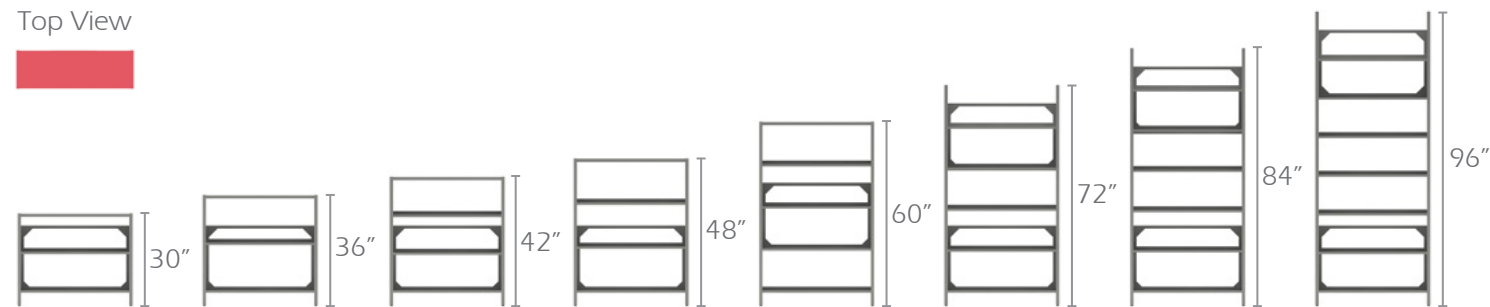
- Metal Back Frame



STANDARD HEIGHT OPTIONS

Both Single and Double face units are available in the standard heights shown.

Top View



END PANELS

Both Single and Double face units are built with end panels. Please contact us for more details on the different types of end panel options available.

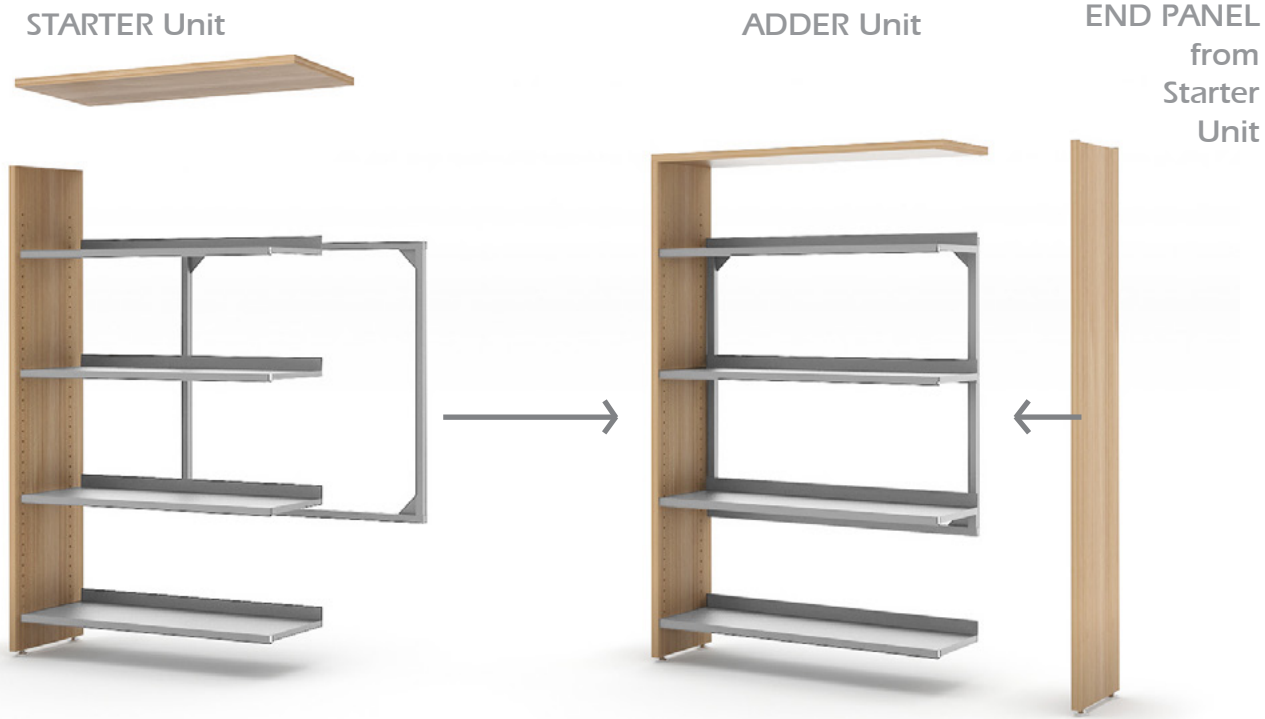
- Standard Veneer



- Slatwall



STARTER/ADDER PROGRAM & HOW TO ORDER



The Uno Shelving Starter and Adder program provides the ordering guideline based on the requirements of the order, while maximizing the use of space and budget available.

Begins with the selection of a starter unit, as a single face or double face starter model. Followed by choosing the adder model that matches the specs of the starter model of the same height, depth and width for additional bays in any shelving run. One mid panel is included with every adder unit. The end panel from the starter unit will go at the end of the shelving run. See illustration above for reference. For more details and options, consult your sales representative before placing an order.



Single face units must rest against a wall and/or be anchored to the floor or ceiling.



Double face units may be freestanding and placed in the center of a room.

SHELF OPTIONS

Can accommodate up to a weight load of 45 lbs. per square feet.



FLAT STANDARD METAL SHELF

- Widths are 24", 30" & 36"
- Depths are 10", 12" & 14"




LOW BACK METAL SHELF

- Widths are 24", 30" & 36"
- Depths are 10", 12" & 14"




SLOTTED METAL SHELF

- Widths are 24", 30" & 36"
- Depths are 10" & 12"




METAL MAGAZINE SHELF

- Widths are 24", 30" & 36"
- Height is 12"



METAL PICTURE BOOK SHELF

- Widths are 24", 30" & 36"
- Depth is 12"
- Height is 5"



METAL MEDIA SHELF

- Widths are 24", 30" & 36"
- Depth is 5"
- Height is 12"

PLANNING GUIDE

The most common way to calculate book capacity is on a linear feet basis. A common average for public and school libraries is 9.6 books per linear feet. For children's section capacity in both elementary schools and public libraries this may be raised to 16.3 books per linear feet. The shelving capacity for academic libraries is commonly averaged to be 8 books per linear feet. Based on a 36" wide shelving unit, a per shelf capacity of 29 adult, 49 children, and 24 academic books can be established.

Uno shelving is available in 8 standard heights: 30", 36", 42", 48", 60", 72", 84", and 96";
3 standard widths: 24", 30", and 36" in both single face and double face depths.

| Shelving Height | Number of Shelves | Adult Book Capacity/Unit | | | Children Book Capacity/Unit | | | Academic Book Capacity/Unit | | |
|-----------------|---|--------------------------|-------|-------|-----------------------------|-------|-------|-----------------------------|-------|-------|
| | | 24" W | 30" W | 36" W | 24" W | 30" W | 36" W | 24" W | 30" W | 36" W |
| 30" | 2 Shelves (1 adjustable and 1 base) | 38 | 48 | 58 | 66 | 82 | 98 | 32 | 40 | 48 |
| 36" | 2 Shelves (1 adjustable and 1 base) | 38 | 48 | 58 | 66 | 82 | 98 | 32 | 40 | 48 |
| 42" | 3 Shelves (2 adjustable and 1 base) | 57 | 72 | 87 | 99 | 123 | 147 | 48 | 60 | 72 |
| 48" | 3 Shelves (2 adjustable and 1 base) | 57 | 72 | 87 | 99 | 123 | 147 | 48 | 60 | 72 |
| 60" | 4 Shelves (3 adjustable and 1 base) | 76 | 96 | 116 | 132 | 164 | 196 | 64 | 80 | 96 |
| 72" | 5 Shelves (4 adjustable and 1 base) | 95 | 120 | 145 | 165 | 205 | 245 | 80 | 100 | 120 |
| 84" | 6 Shelves (4 adjustable, 1 fixed and 1 base) | 114 | 144 | 174 | Height not recommended | | | 96 | 120 | 144 |
| 96" | 7 Shelves (5 adjustable, 1 fixed and 1 base) | 133 | 168 | 203 | Height not recommended | | | 112 | 140 | 168 |

The above formula is intended to provide for 10% expansion within a shelving unit before it is completely full. This will allow for circulation of books without the need of displacing existing books that are already shelved.

The metal shelves have a loaded weight capacity of 45 lbs. per square feet, without deflection in excess of $\frac{3}{32}$ ". Double face shelving units have twice the above stated capacities.

OTHER SHELF OPTIONS & ACCESSORIES

Recommended options, but not limited to.



METAL GROOVED BOTTOM SHELF

- Widths are 24", 30" & 36"
- Depths are 10", 12" & 14"
- Height is 10"



WIRE BOOK SUPPORT

- Height is 7"



METAL BACK FRAME

- Widths are 24", 30" & 36"

PICTURE GALLERY



CUSTOMIZE YOUR UNO SHELVING

With 2 different wood species, 16 wood stains and 18 metal paint colours, your Palmieri Uno shelving is sure to be one-of-a-kind!

WOOD & STAIN FINISHES: (for more details, see colour and finish guide)



METAL PAINT COLOURS: (for more details, see colour and finish guide)



RESOURCES

HOW TO BUY FROM PALMIERI

Palmieri has a nationwide dealer network with partners located across the United States and Canada that can assist you with product selection, purchase and installation. If you would like to locate a Palmieri authorized dealer or representative in your area, please contact our Customer Service team at **1-800-413-4440** or e-mail info@palmierifurniture.com.

STATEMENT OF ASSURANCE

ENVIRONMENTAL STANDARDS & CERTIFICATIONS

Palmieri is conscious of the impact that our products have on the environment. Our objective is to offer products that support responsible forest management and conservation. We are committed and proud to be among the select few that can offer environmentally-responsible alternatives to designers, architects and engineers with LEED certification.

We strive and continue to meet the demands of our customers, while improving and sustaining our business operations that are safe, socially and environmentally friendly.

For more information about environmental policies and procedures: Visit our website: www.palmierifurniture.com, contact us at **1-800-413-4440** or e-mail info@palmierifurniture.com.



WARRANTY

Limited Lifetime (25 years) warranty for all products except for Seating—which is 2 years. See full details of our warranty, terms and conditions on our website or simply contact us.

PALMIERI

create. communicate. collaborate.

Palmieri Furniture Ltd.

1230 Reid Street
Richmond Hill
Ontario Canada L4B 1C4

T: 905 731 9300
F: 905 731 9878
TF: 800 413 4440

E: info@palmierifurniture.com
W: www.palmierifurniture.com