

WOODS & FINISHES:

Natural Maple

Standard



Natural Clear – M-NA

Maple Finishes

The following stains are available, add 10% to list




Castle Oak – M-CO



Honey Oak – M-HO




English Oak – M-EN




Victorian Cherry – M-VI



Richmond Cherry – M-RC



Mahogany – M-MA




Java – M-JA



Wenge – M-WE

Natural Red Oak


Standard



Natural Clear – O-NA

Red Oak Finishes


The following stains are available, add 10% to list




Castle Oak – O-CO




Honey Oak – O-HO




English Oak – O-EN




Victorian Cherry – O-VI




Richmond Cherry – O-RC



Mahogany – O-MA



Java – O-JA



Wenge – O-WE

Natural Cherry


Add 20% to list




Natural Clear – C-NA

Cherry Finishes

The following stains are available, add 30% to list



Honey Oak – C-HO



Richmond Cherry – C-RC

Natural Walnut


Add 20% to list



Natural Clear – W-NA

Walnut Finishes

The following stain is available, add 30% to list



Java – W-JA

WILSONART® LAMINATES:

Solid, Abstract and Wood Grain Options



Frosty White
1573-60



Black
1595-60



Spiced Zephyr
4859-60



Walnut Heights
7965-38




Studio Teak
7960-38



Natural Almond
D30-60



Indigo
D379-60




Morro Zephyr
4846-60



Wild Cherry
7054-60



Skyline Walnut
7964-38



Beige
1530-60



Maroochy Brush
4745-60



Fusion Maple
7909-60



Phantom Pearl
8211-38




Phantom Charcoal
8214-38



Fashion Grey
D381-60



Woolamai Brush
4746-60



Bannister Oak
7806-60




White Driftwood
8200-38



Asian Night
7949-38



Dove Grey
D92-60




Blue Agave
4919-60



Mambo
7948-60




Grey Elm
8201-38




Phantom Cocoa
8213-38



Slate Grey
D91-60



Eggplant
4913-60



Cocobala
7942-38



Phantom Cocoa
8213-38











ABET LAMINATES:

Solid Colour Options

| | | | | | | |
|--|---|---|---|--|---|---|
|  |  |  |  |  |  |  |
| Bianco Ghiaccio 410 | Beige 416 | West Brown 892 | Fondente 1828 | Grigio Chiaro 478 | Grigio Plomo 480 | Grigio Scuro 871 |
|  |  |  |  |  |  |  |
| Grigio Grafite 879 | Nero 421 | Giallo Pom Pom 463 | Giallo Africa 469 | Verde Erbetta 460 | Sempreverde 451 | Verde Biliardo 440 |
|  |  |  |  |  |  |  |
| Verde Lauro 450 | Verde Versailles 845 | Bleu Panarea 482 | Blu Amorgos 1824 | Bleu California 499 | Bleu Primario 838 | Blu Cobalto 851 |
|  |  |  |  |  |  |  |
| Blu Pavone 849 | Blu Tenebre 1804 | Blu Zaffiro 484 | Blu Intenso 1818 | Viola Madras 423 | Viola Tramonto 424 | Rosso Prugna 836 |
|  |  |  |  |  |  |  |
| Rosso Antico 435 | Rosso 431 | Rosso Cavallino 1822 | Arancio Canyon 835 | Giallo Pop 861 | Viola Sacro 1821 | Fucsia 1840 |
|  |  | | | | | |
| Orchidea 1881 | Viola Campanula 1827 | | | | | |

METAL PAINT:

Thermal Paint Colours

| | | | | | | |
|---|---|---|---|---|---|---|
|  |  |  |  |  |  |  |
| White PS-111-W374 | Antique White W11 | Telegrey 4 RAL 7047 | Grey A16 | Zinc A67 | Charcoal A230 | Black N49 |
|  |  |  |  |  |  |  |
| Black Sandtex N31 | Sparkle Silver S11 | Champagne S14 | Beige Gray RAL 7006 | Zinc Yellow RAL 1018 | Traffic Yellow RAL 1023 | Deep Orange RAL 2011 |
|  |  |  |  |  |  |  |
| Traffic Red RAL 3020 | Carmine Red RAL 3002 | Purple Red RAL 3004 | Claret Violet RAL 4004 | Signa Violet RAL 4008 | Traffic Purple RAL 4006 | Blue Lilac RAL 4005 |
|  |  |  |  |  |  |  |
| Yellow Green RAL 6018 | Signal Green RAL 6032 | Turquoise Green RAL 6016 | Light Blue RAL 5012 | Sky Blue RAL 5015 | Gentian Blue RAL 5010 | Cobalt Blue RAL 5013 |